

RF-HB151EC

六功能豪华电动护理床(含称重功能)

Six functions luxurious electric care bed(With weighing function)



规格: 2120X960X450/750mm

标准配置:

高级医用电机系统(电机四个、电控箱一个);
护士控制系统 (ACP);低位稳定支撑系统;
中控脚轮刹车系统;欧式豪华四折隐藏式护栏
软连接床面板:P.P床头床尾板
引流挂钩;不锈钢输液架

可选配:

床垫;餐桌;后备电源UPS
快速放倒功能CPR

包装尺寸:

2000X1000X520mm

重量:120KG

Size:2120X960X450/750mm

Standard configuration:

Advanced medical motor system(4pcs motors,
1 pcs control box, 1 pcs handsets),Nurse control
system(ACP) Low stable support system Central-
controlled castor brake system Luxurious four-fold
P.P guardrails Bed board with flexible connection
P.P head and foot board Urine hooks,I.V drip

Optional configuration:

Mattress,Food table,Back-up power
system(UPS)

Quick fold down system(CPR)

Packing size:2000X1000X520mm

N.W:120KG



RF-HB141EC

五功能豪华电动护理床

Five functions luxurious electric care bed



规格: 2120X960X450/750mm

标准配置:

高级医用电机系统(电机四个、电控箱一个、控制手柄一个);
低位稳定支撑系统;中控脚轮刹车系统;欧式豪华四折隐藏式
护栏:P.P床头床尾板;引流挂钩;不锈钢输液架

可选配:

床垫;餐桌;后备电源UPS;铝护栏;ABS床板

Size:2120X960X450/750mm

Standard configuration:

Advanced medical motor system(4pcs motors,
1 pcs control box, 1 pcs handsets),Central-controlled
castor brake system, Luxurious four-fold P.P guardrails
Bed board with flexible connection, P.P head and
foot board,Urine hooks,I.V drip

Optional configuration:

Mattress,Food table,Back-up power system(UPS)

Aluminum alloy siderails, ABS plate



RF-HB143EC

五功能豪华电动护理床

Five functions luxurious electric care bed



规格: 2120X960X450/750mm

标准配置:

高级医用电机系统(电机四个、电控箱一个、控制手柄
一个);低位稳定支撑系统;中控脚轮刹车系统;欧式豪华
四折隐藏式;护栏:P.P床头床尾板;引流挂钩;不锈钢输液架

可选配:

床垫;餐桌;后备电源UPS;铝护栏;ABS床板

Size:2120X960X450/750mm

Standard configuration:

Advanced medical motor system(4pcs motors,
1 pcs control box 1 pcs handsets),Central-controlled
castor brake system, Luxurious four-fold P.P
guardrails, P.P head and foot board, Urine hooks,
I.V drip

Optional configuration:

Mattress,Food table,Back-up power system(UPS)
Aluminum alloy siderails, ABS plate



RF-HB144EC

五功能豪华电动护理床

Five functions luxurious electric care bed



规格: 2120X960X450/750mm

标准配置:

高级医用电机系统(电机四个、电控箱一个、控制手柄
一个);低位稳定支撑系统;中控脚轮刹车系统;欧式豪华
四折隐藏式护栏:P.P床头床尾板;引流挂钩;不锈钢输液架

可选配:

床垫;餐桌;后备电源UPS;铝护栏;ABS床板

Size:2120X960X450/750mm

Standard configuration:

Advanced medical motor system(4pcs motors,
1 pcs control box, 1 pcs handsets),Central-controlled
castor brake system, Luxurious four-fold P.P
guardrails, P.P head and foot board, Urine hooks,
I.V drip

Optional configuration:

Mattress,Food table,Back-up power system(UPS)
Aluminum alloy siderails, ABS plate



RF-HB145EC

三功能豪华电动护理床

Three functions luxurious electric care bed



规格: 2200 × 1040 × 430/750mm

标准配置:

高级医用电机系统; 五寸电控脚轮刹车;
欧式豪华四折P.P护栏; 可拆卸ABS床头尾板;
四个引流挂钩

可选配:

床垫; 餐桌; 不锈钢输液架; 后备电源UPS

Size: 2200 × 1040 × 430/750mm

Standard configuration:

Advanced medical motor system, Central-control
castor brake system, Luxurious four-fold P.P
guardrails, ABS head and foot board, Urine hooks

Optional configuration:

Mattress,Food table,I.V drip,Back-up power system



RF-HB131EC

三功能豪华电动护理床
Three functions luxurious electric care bed



规格: 2120X960X450/750mm

标准配置:

高级医用电机系统(电机三个、电控箱一个、控制手柄一个、)低位稳定支撑系统;中控脚刹车系统;欧式豪华四折隐藏式护栏;P.P床头床尾板;引流挂钩;不锈钢输液架

可选配:

床垫;餐桌;后备电源UPS;铝护栏;

Size: 2120X960X450/750mm

Standard configuration:

Advanced medical motor system (3pcs motors, 1pcs control box, 1pcs handsets), Central-controlled castor brake system, Luxurious four-fold P.P guardrails, P.P head and foot board, Urine hooks, I.V drip

Optional configuration:

Mattress, Food table, Back-up power system (UPS) Aluminum alloy siderails



RF-HB132EC

电动一体三功能病床
3 electric hospital bed with manual function



规格: 2120X960X450/750mm

标准配置:

高级医用电机系统(电机三个、电控箱一个、控制手柄一个、摇杆一支)

低位稳定支撑系统;中控脚刹车系统;欧式豪华四折隐藏式护栏;P.P床头床尾板;引流挂钩;不锈钢输液架

可选配:

床垫;餐桌;后备电源UPS;铝护栏;

Size: 2120X960X450/750mm

Standard configuration:

Advanced medical motor system (3pcs motors, 1pcs control box, 1pcs handsets, 1 crank), Central-controlled castor brake system, Luxurious four-fold P.P guardrails, P.P head and foot board, Urine hooks, I.V drip

Optional configuration:

Mattress, Food table, Back-up power system (UPS) Aluminum alloy siderails



RF-HB133EC

三功能电动护理床
Three functions electric care bed



规格: 2120X960X450/750mm

标准配置:

高级医用电机系统(电机三个、电控箱一个、控制手柄一个); 低位稳定支撑系统;中控脚刹车系统;铝合金护栏; P.P床头床尾板; 引流挂钩; 不锈钢输液架

可选配:

床垫;餐桌;后备电源UPS

Size: 2120X960X450/750mm

Standard configuration:

Advanced medical motor system (3pcs motors, 1pcs control box, 1pcs handsets), Central-controlled castor brake system, Aluminum guardrails, P.P head and foot board, Urine hooks, I.V drip

Optional configuration:

Mattress, Food table, Back-up power system (UPS)



RF-HB134EC

三功能电动护理床
Three functions electric care bed



规格: 2120X960X450/750mm

标准配置:

高级医用电机系统(电机三个、电控箱一个、控制手柄一个); 低位稳定支撑系统;中控脚刹车系统;铝合金护栏; P.P床头床尾板; 引流挂钩; 不锈钢输液架

可选配:

床垫;餐桌;后备电源UPS

Size: 2120X960X450/750mm

Standard configuration:

Advanced medical motor system (3pcs motors, 1pcs control box, 1pcs handsets), Central-controlled castor brake system, Aluminum guardrails, P.P head and foot board, Urine hooks, I.V drip

Optional configuration:

Mattress, Food table, Back-up power system (UPS)



RF-HB135EC

三功能电动护理床
Three functions electric care bed



规格: 2120X960X450/750mm

标准配置:

高级医用电机系统(电机三个、电控箱一个、控制手柄一个); 5°对角刹车轮;铝合金护栏; P.P床头床尾板; 引流挂钩; 不锈钢输液架

可选配:

床垫;餐桌;后备电源UPS;中控刹车系统

Size: 2120X960X450/750mm

Standard configuration:

Advanced medical motor system (3pcs motors, 1pcs control box, 1pcs handsets), 5° Castors guardrails, Aluminum guardrails, P.P head and foot board, Urine hooks, I.V drip

Optional configuration:

Mattress, Food table, Back-up power system (UPS) Central-controlled castor brake system



RF-HB124EC

两功能电动护理床
Two functions electric care bed



规格: 2120X960X500mm

标准配置:

高级医用电机系统(电机两个、电控箱一个、控制手柄一个); 5°轮;铝合金护栏; P.P床头床尾板; 引流挂钩; 不锈钢输液架

可选配:

床垫;餐桌;后备电源UPS;中控刹车系统

Size: 2120X960X500mm

Standard configuration:

Advanced medical motor system (2pcs motors, 1pcs control box, 1pcs handsets), 5° Castors guardrails, Aluminum guardrails, P.P head and foot board, Urine hooks, I.V drip

Optional configuration:

Mattress, Food table, Back-up power system (UPS) Central-controlled castor brake system



RF-HB131C
三摇手动床
Manual Bed(3 Cranks)



规格: L2130XW960XH450/750mm
材质: ABS床头尾板,冷轧钢床面板
标配: 铝合金护栏;5"脚轮
选配: 不锈钢输液架; 床垫; 餐板;
中控制车系统
Size:L2130XW960XH450/750mm
Material:ABS head and foot board
Standard Accessory:Aluminum alloy side rails;5" castors
Optional:Stainless steel I.V.pole, mattress,overbed table,central lock system



RF-HB134C
三摇手动床
Manual Bed(3 Cranks)



规格: L2130XW960XH450/750mm
材质: ABS床头尾板,冷轧钢床面板
标配: PE塑料护栏一套;5"脚轮
选配: 不锈钢输液架; 床垫; 餐板;
中控制车系统
Size:L2130XW960XH450/750mm
Material:ABS head and foot board
Standard Accessory:PE plastic side rails,5" castors
Optional:Stainless steel I.V.pole, mattress,overbed table;central lock system



RF-HB132C
三摇手动床
Manual Bed(3 Cranks)



规格: L2130XW960XH450/750mm
材质: ABS床头尾板,冷轧钢床面板
标配: 铝合金护栏;中控制车系统
选配: 不锈钢输液架; 床垫; 餐板
Size:L2130XW960XH450/750mm
Material:ABS head and foot board
Standard Accessory:Aluminum alloy side rails ,central lock system
Optional:Stainless steel I.V.pole, mattress,overbed table



RF-HB121C
双摇手动床
Manual Bed(2 Cranks)



规格: L2130XW960XH500mm
材质: ABS床头尾板,冷轧钢床面板
标配: 铝合金护栏;5"脚轮
选配: 不锈钢输液架; 床垫; 餐板
Size:L2130XW960XH500mm
Material:ABS head and foot board
Standard Accessory:Aluminum alloy side rails,5" castors
Optional:Stainless steel I.V.pole, mattress,overbed table



RF-HB133C
三摇手动床
Manual Bed(3 Cranks)



规格: L2130XW960XH450/750mm
材质: ABS床头尾板,冷轧钢床面板
标配: PE塑料护栏一套;中控制车系统
选配: 不锈钢输液架; 床垫; 餐板
Size:L2130XW960XH450/750mm
Material:ABS head and foot board
Standard Accessory:PE plastic side rails,central lock system
Optional:Stainless steel I.V.pole, mattress,overbed table



RF-HB121C-B
双摇手动床
Manual Bed(2 Cranks)



规格: L2130XW960XH500mm
材质: ABS床头尾板,冷轧钢床面板
标配: 铝合金护栏;5"脚轮
选配: 不锈钢输液架; 床垫; 餐板
Size:L2130XW960XH500mm
Material:ABS head and foot board
Standard Accessory:Aluminum alloy side rails,5" castors
Optional:Stainless steel I.V.pole, mattress,overbed table



RF-HB122C
双摇手动床
Manual Bed(2 Cranks)



规格: L2130XW960XH500/700mm
材质: ABS床头尾板,冷轧钢板床面板
标配: 铝合金护栏,5"脚轮
选配: 不锈钢输液架; 床垫; 餐板
Size:L2130XW960XH500/700mm
Material:ABS head and foot board;
Cold-rolled Steel bed plate
Standard Accessory:Aluminum alloy
side rails,5" castors
Optional:Stainless steel I.V.pole,
mattress,overbed table



RF-HB123C
双摇手动床
Manual Bed(2 Cranks)



规格: L2130XW960XH500mm
材质: ABS床头尾板,不锈钢床面板
标配: 铝合金护栏,5"脚轮
选配: 不锈钢输液架; 床垫; 餐板
Size:L2130XW960XH500mm
Material:ABS head and foot board
Standard Accessory:Aluminum alloy
side rails,5" castors
Optional:Stainless steel I.V.pole,
mattress,overbed table



RF-HB123C-B
双摇手动床
Manual Bed(2 Cranks)



规格: L2130XW960XH500mm
材质: ABS床头尾板,不锈钢床面板
标配: 铝合金护栏,5"脚轮
选配: 不锈钢输液架; 床垫; 餐板
Size:L2130XW960XH500mm
Material:ABS head and foot board
Standard Accessory:Aluminum alloy
side rails,5" castors
Optional:Stainless steel I.V.pole,
mattress,overbed table



RF-HB124C
双摇手动床
Manual Bed(2 Crank)



规格: L2130XW960XH500mm
材质: 不锈钢+木+塑料床头尾板;
冷轧钢床面板
标配: PE护栏,5"脚轮
选配: 不锈钢输液架; 床垫; 餐板
Size:L2130XW960XH500mm
Material:Stainless steel+MDF+Plastic
bed board,cold-rolled steel bed plate
Standard Accessory:Aluminum alloy
side rails,5" castors
Optional:Stainless steel I.V.pole,
mattress,overbed table



RF-HB125C
双摇手动床
Manual Bed(2 Crank)



规格: L2130XW960XH500mm
材质: ABS床头尾板,冷轧钢床面板
标配: 铝合金护栏,5"脚轮
选配: 不锈钢输液架; 床垫; 餐板
Size:L2130XW960XH500mm
Material:ABS head and foot board;
cold-rolled steel bed plate
Standard Accessory:Aluminum alloy
side rails,5" castors
Optional:Stainless steel I.V.pole,
mattress,overbed table



RF-HB126
双摇手动床
Manual Bed(2 Crank)



规格: L2130XW960XH500mm
材质: ABS床头尾板,冷轧钢床面板
标配: 铝合金护栏
选配: 不锈钢输液架; 床垫; 餐板
Size:L2130XW960XH500mm
Material:ABS head and foot board
Standard Accessory:Aluminum alloy
side rails
Optional:Stainless steel I.V.pole,
mattress,overbed table



RF-HB127C

双摇手动床
Manual Bed(2 Crank)



规格: L2130XW960XH500mm
材质: ABS床头尾板,冷轧钢床面板
标配: 铝合金护栏;5"脚轮
选配: 不锈钢输液架;床垫;餐板

Size:L2130XW960XH500mm
Material:ABS head and foot board;
cold-rolled steel bed plate
Standard Accessory:Aluminum alloy
side rails,5" castors
Optional:Stainless steel I.V.pole,
mattress,overbed table



RF-HB111

单摇手动床
Manual Bed(1 Crank)



规格: L2130XW960XH500mm
材质: ABS床头尾板,冷轧钢床面板
标配: 铝合金护栏
选配: 不锈钢输液架;床垫;餐板

Size:L2130XW960XH500mm
Material:ABS head and foot board
Standard Accessory:Aluminum alloy
side rails
Optional:Stainless steel I.V.pole,
mattress,overbed table



RF-HB112

单摇手动床
Manual Bed(1 Crank)



规格: L2130XW960XH500mm
材质: ABS床头尾板,冷轧钢床面板
标配: 铝合金护栏
选配: 不锈钢输液架;床垫;餐板

Size:L2130XW960XH500mm
Material:ABS head and foot board
Standard Accessory:Aluminum alloy
side rails
Optional:Stainless steel I.V.pole,
mattress,overbed table



RF-HB113C

单摇手动床
Manual Bed(1 Crank)



规格: L2130XW960XH500mm
材质: ABS床头尾板,冷轧钢床面板
标配: 铝合金护栏;5"脚轮
选配: 不锈钢输液架;床垫;餐板

Size:L2130XW960XH500mm
Material:ABS head and foot board
Standard Accessory:Aluminum alloy
side rails,5" castors
Optional:Stainless steel I.V.pole,
mattress,overbed table



RF-HB101

平床
Flat care Bed



规格: L2130XW960XH500mm
材质: ABS床头尾板,冷轧钢床面板
标配: 铝合金护栏
选配: 不锈钢输液架;床垫;餐板

Size:L2130XW960XH500mm
Material:ABS head and foot board
Standard Accessory:Aluminum alloy
side rails
Optional:Stainless steel I.V.pole,
mattress,overbed table

RF-HB102

平床
Flat care Bed



规格: L2060XW900XH500mm
材质: 铁管
选配: 不锈钢输液架;床垫;餐板

Size:L2060XW900XH500mm
Material: Steel bed plate
Optional:Stainless steel I.V.pole,
mattress,overbed table



RF-HB201
不锈钢平床
Stainless Flat care Bed

规格: L2060XW900XH500mm
 材质: 不锈钢
 标配: 杂物架
 选配: 不锈钢输液架; 床垫; 餐板; 不锈钢护栏
 Size: L2060XW900XH500mm
 Material: Stainless steel
 Standard Accessory: Sundry shelf
 Optional: Stainless steel I.V. pole, mattress, overbed table; Stainless Steel side rails



RF-HB211
单摇不锈钢手动床
Stainless Steel Manual Bed(1Crank)

规格: L2060XW900XH500mm
 材质: 不锈钢
 标配: 不锈钢护栏; 杂物架
 选配: 不锈钢输液架; 床垫; 餐板

Size: L2060XW900XH500mm
 Material: Stainless Steel
 Standard Accessory: Stainless Steel side rails; Sundry shelf
 Optional: Stainless steel I.V. pole, mattress, overbed table



RF-HB212
单摇不锈钢手动床
Stainless Steel Manual Bed(1Crank)

规格: L2060XW900XH500mm
 材质: 不锈钢床头; 铁床板
 标配: 杂物架
 选配: 不锈钢输液架; 不锈钢护栏; 床垫; 餐板
 Size: L2060XW900XH500mm
 Material: Steel bed plate; Stainless Steel head board;
 Standard Accessory: Sundry shelf
 Optional: Stainless steel I.V. pole, Stainless Steel side rails; mattress, overbed table



RF-HB221
双摇不锈钢手动床
Stainless Steel manual Bed(2 cranks)

规格: L2060XW900XH500mm
 材质: 整体不锈钢
 标配: 不锈钢输液架; 杂物架; 不锈钢护栏一对
 SPECIFICATION:
 L2060XW900XH500mm
 Made of stainless steel
 Standard:
 Stainless Steel I.V. Rod Rack; Stainless Steel Side rails



RF-HB222C
双摇不锈钢手动床
Stainless Steel manual Bed(2 cranks)

规格: L2060XW900XH500mm
 材质: 整体不锈钢
 标配: 不锈钢输液架; 杂物架; 5"对刹脚轮; 不锈钢护栏一对
 SPECIFICATION:
 L2060XW900XH500mm
 Made of stainless steel
 Standard:
 Stainless Steel I.V. Rod; Rack; 5" castors, two are lockable; Stainless Steel Side rails



RF-HB231C
三摇不锈钢手动床
Stainless Steel manual Bed(3 cranks)

规格: L2060XW900XH450/750mm
 床面: 1900X800mm(含床母)
 材质: 整体不锈钢
 标配: 杂物篮一个; 5"万向轮; 护栏一对; 不锈钢输液架
 不锈钢护栏一对
 SPECIFICATION:
 L2060XW900XH450/750mm
 Bed surface:
 1900X800mm(Including the bed)
 Made of stainless steel
 Standard:
 Stainless Steel I.V. Rod; Rack; 5" castors, two are lockable; Stainless Steel Side rails





RF-HB241牵引床

规格:L2140XW900XH600mm

材质:整体优质不锈钢

标配:杂物架一个;床头卡插座一个,引流勾六个,锻炼位两条,

输液挂勾两个,滑轮八个,护栏一对

选配:床上餐板,牵引码码。

SPECIFICATION:

L2140XW900XH600mm

Made of stainless steel, divided adjustable leg section;
Reverse trend elenburg function so as to tract from
both sides;

With a extensible retractile retractor

FUNCTION:

Leg section adjustable is 0-45°

Trendelenburg of leg section is 0-12°


Back-rest lifiting angle is 0-70°

Knee-rest lifiting angle is 0-40°

STANDARD ACCESSORIES:

Dining table

Traction weight



RF-HB242牵引床

规格:L2060XW900XH530 (2000)mm

床面:1900X1900(含床面)

材质:整体不锈钢

标配:不锈钢安全限位摇杆三支;护栏一对;鞋架一个;
牵引砵共5kg

SPECIFICATION:L2060XW900XH530 (2000) mm

Bed surface:1900x900mm(including the bed)

Made of stainless steel

Standard:

Three Stainless steel safety limit rocker;

Fence (1 piece);One Shoe rack

Traction mound of 5kg

FUNCTION:

Back-rest lifiting angle is 0-70°

Knee-rest lifiting angle is 0-40°



RF-HB243多功能骨科分腿牵引床

Multi-functions orthopedics traction bed

规格:2130X960X450/750mm(不含龙门架)

功能:头部、腰部、腿部全牵引;腿部可分腿部牵引

标准配置:

双向到位保护螺管系统; 中控脚轮刹车系统;转角铝护栏;

ABS床头床尾板;进口304#不锈钢龙门牵引架

可选配:床垫;餐板;不锈钢转角护栏

Size:21300X960X450/700mm (Excluding portal frame)

Function:

Full traction of head,middle and leg/single

leg traction

Standard configuration:

Double protection screw system

Central-controlled castor brake system

Aluminum guardrails

ABS head and foot board

Imported 304#stainless steel portal traction frame

Optional configuration:

Mattress,Mobile food table,SS Siderails



RF-HB152C

五功能电动家居床

5Function electrice home care bed

规格:2120X1000X500mm

标准配置:

高级医用电机系统(电机五个、电控箱一个、
控制手柄一个);5"对角刹车轮;铝合金护栏;
塑料床头尾板引流挂钩;不锈钢输液架

可选配:

床垫;餐桌;中控刹车系统

Size:2120X1000X500mm

Standard configuration:

Advanced medical motor system(5pcs motors,
1pc control box,1 pcs handsets),5" castors,
Aluminum alloy side rails,plastic+head board
and foot board,Urine hooks,I.V drip

Optional configuration:

Mattress,Overbed table,Central-controlled
castor brake system



RF-WB31C

三功能电动家居护理床

3Function electrice home care bed

规格:2120X1200X450/750mm

标准配置:

高级医用电机系统(电机三个、电控箱一个、
控制手柄一个);5"对角刹车轮;铝合金隐藏
式护栏;木床头床尾板木挡板;引流挂钩;
不锈钢输液架

可选配:

床垫;餐桌;中控刹车系统

Size:2120X1200X450/750mm

Standard configuration:

Advanced medical motor system(3pcs motors,
1pc control box,1 pcs handsets),5" castors,
Aluminum alloy side rails, wood head and foot
board, Urine hooks,I.V drip

Optional configuration:

Mattress,Overbed table,Central-controlled
castor brake system



RF-WB21

双摇手动家居护理床

Manual Home care bed (2 cranks)

规格:2120X1200X500mm

标准配置:

铝合金隐藏式护栏;木床头床尾板;木挡板;
引流挂钩;不锈钢输液架

可选配:

床垫;餐桌;5"轮

Size:2120X1200X500mm

Standard configuration:

Aluminum alloy side rails,wood head
and foot board, Urine hooks,I.V drip

Optional configuration:

Mattress,Overbed table,5" castors





RF-BB201

规格:L2000XW900XH550mm
 材质:整体优质不锈钢
 标配:杂物架一个;床头卡插座一个;引流勾两个
 选配:不锈钢点滴架
SPECIFICATION:
 L2000XW900XH550mm
 Made of stainless steel
STANDARD ACCESSORY:
 apparatus rack side rails, record slot, two drainage; bag holder, I.V. Rod
OPTIONAL ACCESSORY:
 Stainless Steel I.V. Rod



RF-BB203B

规格:L1900 x W650 x H660mm
 材质:不锈钢
 功能:塑料兜可倾斜15° /28° /36° /42°
SPECIFICATION:
 L1900 x W650 x H660mm
 Made of stainless steel
FUNCTION:
 Plastic bin can be tilted by 15° /28° /36° /42°



RF-BB202C

规格:L800XW450XH850mm
 材质:不锈钢
 功能:一面护栏可翻下
SPECIFICATION:
 L800XW450XH850mm
 Made of stainless steel
FUNCTION:
 Barrier of one side can be turned down



RF-BB205C

规格:L820XW500XH850mm
 材质:不锈钢
 功能:塑料斗可倾斜10°
SPECIFICATION:
 L820XW500XH850mm
 Made of stainless steel
FUNCTION:
 Plastic bin can be tilted by 10°



RF-BB206C

规格:L800XW500XH780/980mm
SPECIFICATION:
 L800XW500XH780/980mm



RF-BB207C

床体尺寸:L1880XW900XH650/1260mm
 升降功能:
 背部升降角度0° -75°
 腿部升降角度0° -40°
 标准配件:固定式输液架1PC
 选购配件:床垫、活动式输液架;0.5³氧气瓶挂架

Bed frame size:L1880XW900XH650/1260mm
 Lifting function:
 Back lifting:0~75°
 Leg lifting:0~40°
 Standard configuration:
 Stationary IV stand 1PC
 Optional configuration:
 Mattress, removable IV stand, 0.5³ oxygen cylinder



RF-BB208C

规格:L1600XW640XH1040mm
SPECIFICATION:
 L1600XW640XH1040mm



RF-HB251 检查床

规格:L1900XW650XH660mm
框架:不锈钢
床垫:高档人造革海绵
Size:L1900XW650XH660mm
Frame:Stainless Steel
Mattress:High Class Sponge Artificial Leather



RF-HB252 检查床

规格:L1900XW650XH660mm
框架:不锈钢
床垫:高档人造革海绵
Size:L1900XW650XH660mm
Frame:Stainless Steel
Mattress:High Class Sponge Artificial Leather



RF-TR261C 急救推车

规格:L1900XW550XH750mm
框架:不锈钢
Size:L1900XW550XH750mm
Frame:Stainless Steel



RF-TR263C 急救推车

规格:L1900XW550XH750mm
框架:不锈钢
床垫:高档人造革海绵
Size:L1900XW550XH750mm
Frame:Stainless Steel
Mattress:High Class Sponge Artificial Leather



RF-TR264C 豪华液压升降平车 Luxury Hydraulic Transportation Trolley

规格Size:L2000XW650XH630/930mm



RF-TR265C 豪华担架车 Luxury Hydraulic Transportation Trolley

规格Size:L2000XW650XH630/930mm



RF-TR266C 手术运转车 Operation transfer trolley

规格Size:L1930XW650XH520/820mm



RF-TR267C 豪华手术对接车 Delux operational connecting stretcher

规格Size:L2100XW650XH645/910mm



RF-DT210
半电动妇科手术台
Electric Delivery Table

规格:L1200XW600XH800/1000mm



RF-DT211
电动妇科床
Electric Delivery Table

规格:L1300XW600XH650/900mm



RF-OT212
电动手术床
Electric Operation Table

规格:L210XW500XH750/1000mm



RF-HB255
检查床
Manual Examining Table

规格:L1780XW550XH760



RF-M1



RF-M2




RF-M3



RF-M4

规格:190X85X7cm
1)内部采用高密度海绵, 可加和棕榈纤维
2)表面: 防水, 耐磨材料


SPECIFICATION:190X85X7cm
1)Inside is high-density sponge,cocoa and palm fiber.
2)Surface:Waterproof,wear-resistant material



RF-APM01
防褥疮气床垫 (波动喷气型)
Anti-decubitus air mattress (volatile type)

规格:200X90cm
材质:优质尼龙PVC材料,柔软舒适,
经久耐用,有效防治褥疮
电源电压:AC220V 50Hz
最大出气压:≤14kpa
流量:≤8L/min
循环时间:8-10分钟

Size:200X90cm
Material:High quality nylon with
PVC soft,comfortable,
effective and orevtion
bedsores.
Power supply voltage:ACC220V 50Hz
The most out of pressure:≤14kpa
Flow:≤8L/min
Cycle:8-10minutes



RF-APM02
防褥疮气床垫 (波动喷气便孔型)
Anti-decubitus air mattress (volatile jet with pass)

规格:200X90cm
材质:优质尼龙PVC材料,柔软舒适
电源电压:AC220V 50Hz
最大出气压:≤14kpa
流量:≤8L/min
循环时间:8-10分钟

Size:200X90cm
Material:High quality nylon with
PVCsoft,comfortable,
effective and orevtion
bedsores.
Power supply voltage:ACC220V 50Hz
The most out of pressure:≤14kpa
Flow:≤8L/min
Cycle:8-10minutes



RF-APM03
防褥疮气床垫 (球形方格式)
Anti-decubitus air mattress
(spherical square format)

规格:200X90cm
材质:采用厚度≥0.35mm优质的
PVC材料,安全无毒。
电源电压:AC220V 50Hz
最大出气压:≤14kpa
流量:≤8L/min
循环时间:8-10分钟

Size:200X90cm
Material:≥0.35mm thickness PVC
material,safte and
nontoxic
Power supply voltage:ACC220V 50Hz
The most out of pressure:≤14kpa
Flow:≤8L/min
Cycle:8-10minutes



RF-BC131C
塑钢床头柜

ABS Steel Bedside Cabinet
L450XW470XH780mm

RF-BC141C
塑钢床头柜

ABS Steel Bedside Cabinet
L450XW470XH940mm

RF-BC142C
塑钢床头柜

ABS Steel Bedside Cabinet
L450XW470XH940mm

RF-BC132
ABS床头柜

ABS Bedside Cabinet
L480XW480XH760mm

RF-BT01
可伸缩塑料餐板
Retractable plastic
dining table
规格(Size):87X32X3cm

RF-BT02
可伸缩塑料餐板
Retractable plastic
dining table
规格(Size):87X32X3cm

RF-BT03
固定餐板
Fixed Plastic dining table
规格(Size):102X32X3cm



RF-BC133
ABS床头柜

ABS Bedside Cabinet
L480XW480XH760mm

RF-BC144
ABS床头柜

ABS Bedside Cabinet
L480XW480XH870mm

RF-BC241
豪华吹塑床头柜
Blow Molding
Bedside Cabinet

RF-BT04
升降餐桌
Over Bed Table
规格 (Size):80X32X65/90cm

RF-BT05
升降餐桌
Over Bed Table
规格 (Size):95X45X65/90cm

RF-BT06
升降餐桌
Over Bed Table
规格 (Size):80X39X65/90cm



RF-BC221
不锈钢床头柜
Stainless Steel
Bedside Cabinet
L450XW420XH800mm

RF-BC231
不锈钢床头柜
Stainless Steel
Bedside Cabinet
L450XW420XH800+100mm

RF-BC232
不锈钢床头柜
Stainless Steel
Bedside Cabinet
L450XW420XH800+170mm

RF-BT07
升降餐桌
Over Bed Table
规格(Size):80X39X82/120cm

RF-BT08
升降餐桌
Over Bed Table
规格(Size):80x39x77/102cm

RF-BT09
升降餐桌
Over Bed Table
规格(Size):80X39X82/120cm



RF-F703



RF-F713



RF-F723



RF-F723+2A



RF-F726



RF-F733



RF-F733P



RF-F743P



RF-F746



RF-F11R
尺寸(Size):80LX75WX115Hcm



RF-F12R-SS(固定式)
尺寸(Size):80LX75WX115Hcm



RF-F13R-SS(可调式)
尺寸(Size):102LX75WX115Hcm



RF-F14
陪护椅Bedstead
收齐尺寸:
57X85X90cm
展开尺寸:
181LX49WX43Hcm



RF-F783
尺寸(Size):196LX60WX97Hcm



RF-F752R
两人位输液椅
尺寸(Size):190LX73WX86Hcm



RF-F763R
三人位输液位
尺寸(Size):190LX73WX86Hcm



RF-F773R
三人位输液椅
尺寸(Size):199LX66WX80Hcm

Model No	Length (cm)	Width (cm)	Height (cm)	N. W. (cm)	(cm)	PCS CN
RF-F703	180L	64W	78H	27.37	0.081	3Cn/pcs
RF-F713	185L	68W	75H	45.02	0.14	3Cn/pcs
RF-F723	175L	68W	77H	34.82	0.226	3Cn/pcs
RF-F733	175L	71W	90H	37.05	0.268	3Cn/pcs
RF-F723+2A	175L	68W	77H	30.28	0.226	3Cn/pcs
RF-F726	175L	146W	79H	69.64	0.454	5Cn/pc
RF-F733P	175L	71W	79H	46.99	0.292	3Cn/pcs
RF-F743P	175L	146W	79H	76.25	0.586	5Cn/pcs
RF-F746	175L	71W	79H	46.99	0.292	3Cn/pcs



RF-TR223
不锈钢双层器械车
S.S. Two-shelf Trolley
L700XW450XH800+80mm(大号) L
L650XW420XH800+80mm(中号) M
L500XW400XH800+80mm(小号) S



RF-TR232
不锈钢三层器械车
S.S. Three-shelf Trolley
L800XW480XH800+80mm(大号) L
L650XW420XH800+80mm(中号) M



RF-TR222
不锈钢换药车
S.S. Dressing Trolley
L640XW420XH800+80mm



RF-TR224
不锈钢换药车
S.S. Dressing Trolley
L750XW500XH800+80mm



RF-TR225
不锈钢换药车
S.S. Dressing Trolley
L750XW450XH800mm



RF-TR1307
抢救车
Emergency Trolley
L750XW580XH930mm



RF-TR1308
抢救车
Emergency Trolley
L750XW580XH930mm



RF-TR1309
送药车
Medicine Trolley
L750XW580XH930mm



RF-TR1310
送药车
Medicine Trolley
L535XW495XH995mm



RF-TR1021
双层推车
Trolley (2 Decks)
L720XW460XH980mm



RF-TR1022
三层推车
Trolley (3 Decks)
L720XW460XH980mm



RF-TR1023
多功能推车
Trolley
L720XW460XH980mm



RF-TR1302
治疗车
Treatment Trolley
L680XW480XH980mm



RF-TR1311
输液车
Infusion Trolley
L670XW470XH940mm



RF-TR1312
输液车
Infusion Trolley
L670XW470XH940mm



RF-TR1313
输液车
Infusion Trolley
L1000XW470XH940mm



RF-TR1314
药品药械柜
Medicine Cabinet
L535XW495XH1500mm



RF-TR233
不锈钢护理车
S.S. Clean Linen Trolley
L930XW480XH900mm



RF-TR234
不锈钢送物车
Stainless steel goods
delivery Trolley
L750XW500XH950mm



RF-TR235
不锈钢污衣袋车
Stainless steel dirty
clothes bag Trolley
L750XW500XH950mm



RF-TR236
不锈钢栏杆被服车
Stainless steel dirty
railing linen Trolley
L750XW500XH950mm



RF-TR1315
药品药械柜
Medicine Cabinet
L1000XW495XH1500mm



RF-TR1316
病历车
Patient Record Trolley
L410XW410XH970mm



RF-TR1317
病历车
Patient Record Trolley
L460XW460XH1050mm



RF-TR1318
病历车
Patient Record Trolley
L680XW480XH980mm



RF-TR1303
豪华治疗车
Emergency Trolley
L860XW455XH900mm



RF-TR1304
豪华治疗车
Emergency Trolley
L860XW455XH900mm



RF-TR1305
护理车
Trolley
L840XW500XH980mm



RF-TR1306
护理车
Trolley
L840XW500XH980mm



RF-TR1319
病历车
Patient Record Trolley
L680XW480XH980mm



RF-TR1320
移动电脑车
Computer Trolley
L530XW480XH1050mm



RF-TR1321
移动电脑车
Computer Trolley
L530XW480XH1050mm



RF-TR1322
仪器车
Instrument Trolley
L530XW480XH1050mm



RF-TR1401
治疗车
Treatment Trolley



RF-TR1402
治疗车
Treatment Trolley



RF-TR1403
抢救车
Emergency Trolley



RF-TR1405
治疗车
Treatment Trolley



RF-TR1406
治疗车
Treatment Trolley



RF-TR1407
麻醉车
Anaesthesia Cart



RF-TR1408
病历车 (双)
Medical Record Car
(Double)



RF-TR1409
病历车 (单)
Medical Record Car
(Single)



RF-TR1410
不锈钢盥洗台
Stainless Steel Wash Stand



RF-TR1411
不锈钢盥洗台
Stainless Steel Wash Stand



RF-TR1412
不锈钢盥洗桶
Stainless Steel Wash Stand



RF-TR1413
不锈钢置物盘
Stainless Steel Kick Bucket



RF-TR1414
不锈钢置物桶
Stainless Steel Kick Bucket



RF-MC01
不锈钢器械柜
Stainless steel instrument cabinet
尺寸 (Size):950X450X1800mm



RF-MC02
不锈钢器械柜
Stainless steel instrument cabinet
尺寸 (Size):900X400X1800mm



RF-MC03
不锈钢器械柜
Stainless steel instrument cabinet
尺寸 (Size):1200X275/500X1800mm



RF-MC04
不锈钢器械柜
Stainless steel instrument cabinet
尺寸 (Size):L1980XW300/1000XH1800mm



RF-MC05
不锈钢器械柜
Stainless steel instrument cabinet
尺寸 (Size):L1980XW700/1100XH1800mm



RF-MC06
双面西药调剂柜
Stainless steel instrument cabinet
尺寸 (Size):1980X500/1200X1800mm



RF-MC07
栅栏式固定药(货)架
Shelf for goods
尺寸 (Size):900X1200/1500X1800mm



RF-MC08
器械检查打包台
Equipment Inspection Packing Station



RF-S41
屏风
Screen



RF-S42
屏风
Screen



RF-S53
救护车担架
Ambulance Stretcher
Size:1900*550*260mm



RF-PR01
不锈钢托盘架
Pallet Rack



RF-PR02
不锈钢托盘架
Pallet Rack



RF-PR03
不锈钢托盘架
Pallet Rack



RF-S52
铝合金折叠架
Aluminum Alloy
Foldaway Stretcher



RF-S54
篮式担架
Basket Stretcher
Size:2160*610*190mm



RF-JB200



RF-JB201



RF-JB201EPE



RF-JB205B



RF-JB206A



RF-JB206B



RF-JB201S



RF-JB202A



RF-JB202B



RF-JB206C



RF-JB206D



RF-JB207A



RF-JB202C



RF-JB202S



RF-JB203



RF-JB207A-2



RF-JB207B



RF-JB207B-SS



RF-JB204



RF-JB205



RF-JB208



RF-JB209



RF-JB210



RF-JB211



RF-JB212



RF-JB212B



RF-JB303



RF-JB303C



RF-JB304



RF-JB213



RF-JB214



RF-JB220



RF-JB221



RF-JB305



RF-JB307



RF-JB310



RF-JB222



RF-JB223



RF-JB224



RF-JB311



RF-JB312



RF-JB313



RF-JB314



RF-W101



RF-W102C



RF-W103



RF-W111B



RF-W111C



RF-W112



RF-W104C



RF-W105



RF-W105B



RF-W113



RF-W113G



RF-W114



RF-W107C



RF-W110



RF-W111A



RF-R001



RF-R002

Model No	Length (cm)	Width (cm)	Height (cm)	N. W. (Kg)	PCS CN	G. W. (Kg)
RF-W101	60	45	81-92	3	55x29x76cm	2
RF-W102C	61	50	82-97	3	56.5x15.5x76cm	2
RF-W103	60	45	74-92	3	55x29x76cm	2
RF-W104C	82	58	74.5-92	3.2	55x29x78cm	4
RF-W105	47	46	80-98	2.4	55x30x80cm	4
RF-W105B	47	46	80-98	2.4	55x30x80cm	4
RF-W110	49	52	74-92	2.5	53x12x76cm	1
RF-W111B	49	52	74-92	2.5	53x12x76cm	1
RF-W111C	49	52	74-92	2.5	53x12x76cm	1
RF-W111A	51	56	76-94	2.5	53x12x76cm	1
RF-W111B	51	56	76-94	2.5	53x12x76cm	1



RF-C401 RF-C402 RF-C403 RF-C404 RF-C405 RF-C406



RF-C121 RF-C122 RF-C123 RF-C141 RF-C142 RF-C143 RF-C144 RF-C145



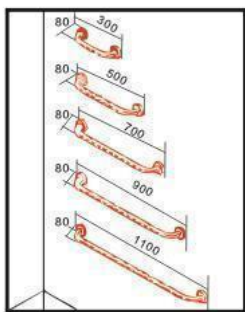
RF-C407 RF-C408 RF-C409



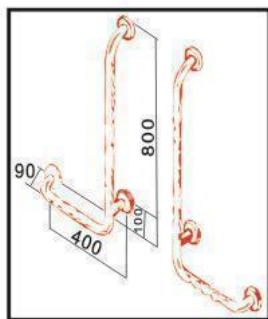
RF-C131 RF-C132 RF-C133



RF-C151A RF-C151B RF-C151C RF-C152A RF-C152B RF-C152C RF-C153A RF-C153B RF-C153C RF-C154



RF-GB103 RF-GB105
RF-GB107 RF-GB109
RF-GB110



RF-GB201



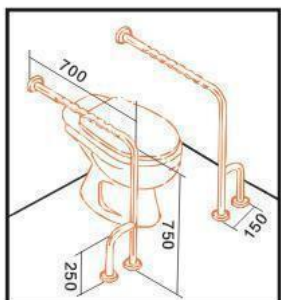
RF-GB130N



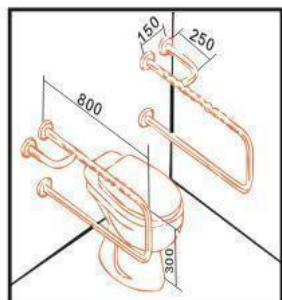
RF-GB101N




RF-GB102N



RF-GB204



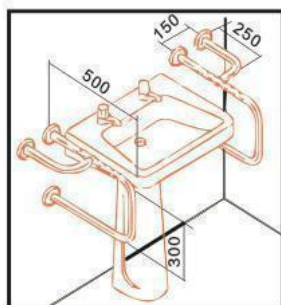
RF-GB205



RF-GB103N



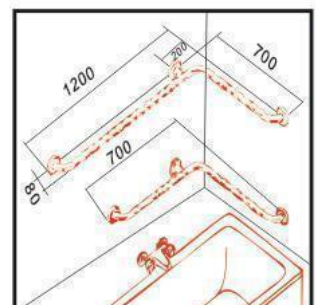
RF-GB104N



RF-GB206




RF-GB207



RF-GB202

RF-GB203



RF-GB105N



RF-GB106N



RF-GB107N



RF-GB108N



RF-IV1



RF-IV2



RF-IV3



RF-IV4



RF-IV5



RF-BR01



RF-BR02



RF-BR03



RF-BR03B



RF-BR04



RF-BR10



RF-BR11



RF-BR12



RF-HQ38
防撞扶手
Hand guard



RF-HQ89
防撞扶手
Hand guard



RF-HQ140
防撞扶手
Hand guard



RF-HQ159
防撞扶手
Hand guard

新型护角 New Type Corner Guard



RF-603C



RF-604C



RF-606C



RF-607B-1



RF-607B-2



RF-605A



锐物器
Sharp Container



RF-BF01
靠背架
Backrest Frame
尺寸(Size):46Lx63Wx47-63Hcm

Head boards



BP001 BP002 BP003 BP004 BP-005



BP-006 BP-007 BP-008 BP-009 BP-010

Railings



AG-01-05 AG-01-06 G-10-4 G-11-2



G-12-4 G-13-4 G-14-4 G-15-22 EG-12-4

Castors



CC-01-5" CC-02-5" CC-03-5"
CC-03-4"
CC-03-3" CC-04-5"
CC-04-4"
CC-04-3" CC-05-5"
CC-05-4"
CC-05-3"



CC-06-5"
CC-06-4"
CC-06-3" CC-07-5"
CC-07-4"
CC-07-3" CC-08-8" CC-09-6"
CC-09-5" CC-10-7"



RF-U1 尿壶Urinal RF-U2 尿壶Urinal RF-U3 尿壶Urinal RF-D01 病历夹Dossier



RF-D02 病历夹Dossier RF-D03 病历夹Dossier RF-TPR1 扶肩Pad RF-TPR2 握把Grip



RF-TPR3 脚胶Trip RF-PS1 RF-PS2 RF-PS3



RF-T4-1 RF-T4-2 RF-T3-2 RF-T6-2