

NUWEN BEDS & HOSPITAL PRODUCTS CATALOGUE



NUWEN CO.,LTD
Add:Unit 1,no.187,Xiayang road,Hetang Town ,Pengjiang District,
Jiangmen City,Guangdong Province , China.

E-mail: nuwen.china.2020@gmail.com
Mobile: +86-18680577977
WeChat/Whats app: +86-18680577977



RF-HB151EC

Six functions luxurious electric care bed(With weighing function)



Size:2120X960X450/750mm
Standard configuration:
 Advanced medical motor system(4pcs motors, 1pcs control box,1 pcs handsets),Nurse control system(ACP) Low stable support system Central-controlled castor brake system Luxurious four-fold P.P guardrails Bed board with flexible connection P.P head and foot board Urine hooks,I.V drip
Optional configuration:
 Mattress,Food table,Back-up power system(UPS)
 Quick fold down system(CPR)
Packing size:2000X1000X520mm
N.W:120KG



RF-HB141EC

Five functions luxurious electric care bed



Size:2120X960X450/750mm
Standard configuration:
 Advanced medical motor system(4pcs motors, 1pcs control box,1 pcs handsets),Central-controlled castor brake system, Luxurious four-fold P.P guardrails Bed board with flexible connection, P.P head and foot board,Urine hooks,I.V drip
Optional configuration:
 Mattress,Food table,Back-up power system(UPS)
 Aluminum alloy siderails,ABS plate



RF-HB143EC

Five functions luxurious electric care bed



Size:2120X960X450/750mm
Standard configuration:
 Advanced medical motor system(4pcs motors, 1pcs control box,1 pcs handsets),Central-controlled castor brake system, Luxurious four-fold P.P guardrails, P.P head and foot board,Urine hooks, I.V drip
Optional configuration:
 Mattress,Food table,Back-up power system(UPS)
 Aluminum alloy siderails,ABS plate



RF-HB144EC

Five functions luxurious electric care bed



Size:2120X960X450/750mm
Standard configuration:
 Advanced medical motor system(4pcs motors, 1pcs control box,1 pcs handsets),Central-controlled castor brake system, Luxurious four-fold P.P guardrails,P.P head and foot board,Urine hooks, I.V drip
Optional configuration:
 Mattress,Food table,Back-up power system(UPS)
 Aluminum alloy siderails,ABS plate



RF-HB145EC

Three functions luxurious electric care bed



Size: 2200 × 1040 × 430/750mm
Standard configuration:
 Advanced medical motor system, Central-control castor brake system, Luxurious four-fold P.P guardrails,ABS head and foot board, Urine hooks
Optional configuration:
 Mattress,Food table,I.V drip,Back-up power system



RF-HB131EC

Three functions luxurious electric care bed



Size: 2120X960X450/750mm
Standard configuration:
 Advanced medical motor system (3pcs motors, 1pcs control box, 1pcs handsets), Central-controlled castor brake system, Luxurious four-fold P.P guardrails, P.P head and foot board, Urine hooks, I.V drip
Optional configuration:
 Mattress, Food table, Back-up power system (UPS)
 Aluminum alloy siderails



RF-HB132EC

3 electric hospital bed with manual function



Size: 2120X960X450/750mm
Standard configuration:
 Advanced medical motor system (3pcs motors, 1pcs control box, 1pcs handsets, 1 crank), Central-controlled castor brake system, Luxurious four-fold P.P guardrails, P.P head and foot board, Urine hooks, I.V drip
Optional configuration:
 Mattress, Food table, Back-up power system (UPS)
 Aluminum alloy siderails



RF-HB133EC

Three functions electric care bed



Size: 2120X960X450/750mm
Standard configuration:
 Advanced medical motor system (3pcs motors, 1pcs control box, 1pcs handsets), Central-controlled castor brake system, Aluminum guardrails, P.P head and foot board, Urine hooks, I.V drip
Optional configuration:
 Mattress, Food table, Back-up power system (UPS)



RF-HB134EC

Three functions electric care bed



Size: 2120X960X450/750mm
Standard configuration:
 Advanced medical motor system (3pcs motors, 1pcs control box, 1pcs handsets), Central-controlled castor brake system, Aluminum guardrails, P.P head and foot board, Urine hooks, I.V drip
Optional configuration:
 Mattress, Food table, Back-up power system (UPS)



RF-HB135EC

Three functions electric care bed



Size: 2120X960X450/750mm
Standard configuration:
 Advanced medical motor system (3pcs motors, 1pcs control box, 1pcs handsets), 5" Castors guardrails, Aluminum guardrails, P.P head and foot board, Urine hooks, I.V drip
Optional configuration:
 Mattress, Food table, Back-up power system (UPS)
 Central-controlled castor brake system



RF-HB124EC

Two functions electric care bed



Size: 2120X960X500mm
Standard configuration:
 Advanced medical motor system (2pcs motors, 1pcs control box, 1pcs handsets), 5" Castors guardrails, Aluminum guardrails, P.P head and foot board, Urine hooks, I.V drip
Optional configuration:
 Mattress, Food table, Back-up power system (UPS)
 Central-controlled castor brake system



RF-HB131C

Manual Bed(3 Cranks)



Size:L2130XW960XH450/750mm
 Material:ABS head and foot board
 Standard Accessory:Aluminum alloy side rails;5" castors
 Optional:Stainless steel I.V.pole, mattress,overbed table,central lock system



RF-HB132C

Manual Bed(3 Cranks)



Size:L2130XW960XH450/750mm
 Material:ABS head and foot board
 Standard Accessory:Aluminum alloy side rails ,central lock system
 Optional:Stainless steel I.V.pole, mattress,overbed table



RF-HB133C

Manual Bed(3 Cranks)



Size:L2130XW960XH450/750mm
 Material:ABS head and foot board
 Standard Accessory:PE plastic side rails,central lock system
 Optional:Stainless steel I.V.pole, mattress,overbed table



RF-HB134C

Manual Bed(3 Cranks)



Size:L2130XW960XH450/750mm
 Material:ABS head and foot board
 Standard Accessory:PE plastic side rails,5" castors
 Optional:Stainless steel I.V.pole, mattress,overbed table;central lock system



RF-HB121C

Manual Bed(2 Cranks)



Size:L2130XW960XH500mm
 Material:ABS head and foot board
 Standard Accessory:Aluminum alloy side rails,5" castors
 Optional:Stainless steel I.V.pole, mattress,overbed table



RF-HB121C-B

Manual Bed(2 Cranks)



Size:L2130XW960XH500mm
 Material:ABS head and foot board
 Standard Accessory:Aluminum alloy side rails,5" castors
 Optional:Stainless steel I.V.pole, mattress,overbed table



RF-HB122C

Manual Bed(2 Cranks)



Size:L2130XW960XH500/700mm
 Material:ABS head and foot board;
 Cold-rolled Steel bed plate
 Standard Accessory:Aluminum alloy
 side rails,5" castors
 Optional:Stainless steel I.V.pole,
 mattress,overbed table



RF-HB123C

Manual Bed(2 Cranks)



Size:L2130XW960XH500mm
 Material:ABS head and foot board
 Standard Accessory:Aluminum alloy
 side rails,5" castors
 Optional:Stainless steel I.V.pole,
 mattress,overbed table

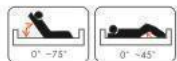


RF-HB123C-B

Manual Bed(2 Cranks)



Size:L2130XW960XH500mm
 Material:ABS head and foot board
 Standard Accessory:Aluminum alloy
 side rails,5" castors
 Optional:Stainless steel I.V.pole,
 mattress,overbed table



RF-HB124C

Manual Bed(2 Crank)



Size:L2130XW960XH500mm
 Material:Stainless steel+MDF+Plastic
 bed board,cold-rolled steel bed plate
 Standard Accessory:Aluminum alloy
 side rails,5" castors
 Optional:Stainless steel I.V.pole,
 mattress,overbed table



RF-HB125C

Manual Bed(2 Crank)



Size:L2130XW960XH500mm
 Material:ABS head and foot board;
 cold-rolled steel bed plate
 Standard Accessory:Aluminum alloy
 side rails,5" castors
 Optional:Stainless steel I.V.pole,
 mattress,overbed table



RF-HB126

Manual Bed(2 Crank)



Size:L2130XW960XH500mm
 Material:ABS head and foot board
 Standard Accessory:Aluminum alloy
 side rails
 Optional:Stainless steel I.V.pole,
 mattress,overbed table



NUWEN

RF-HB127C

Manual Bed(2 Crank)



Size:L2130XW960XH500mm
 Material:ABS head and foot board;
 cold-rolled steel bed plate
 Standard Accessory:Aluminum alloy
 side rails,5" castors
 Optional:Stainless steel I.V.pole,
 mattress,overbed table



RF-HB113C

Manual Bed(1 Crank)



Size:L2130XW960XH500mm
 Material:ABS head and foot board
 Standard Accessory:Aluminum alloy
 side rails,5" castors
 Optional:Stainless steel I.V.pole,
 mattress,overbed table



RF-HB111

Manual Bed(1 Crank)



Size:L2130XW960XH500mm
 Material:ABS head and foot board
 Standard Accessory:Aluminum alloy
 side rails
 Optional:Stainless steel I.V.pole,
 mattress,overbed table



RF-HB101

Flat care Bed



Size:L2130XW960XH500mm
 Material:ABS head and foot board
 Standard Accessory:Aluminum alloy
 side rails
 Optional:Stainless steel I.V.pole,
 mattress,overbed table

RF-HB112

Manual Bed(1 Crank)



Size:L2130XW960XH500mm
 Material:ABS head and foot board
 Standard Accessory:Aluminum alloy
 side rails
 Optional:Stainless steel I.V.pole,
 mattress,overbed table



RF-HB102

Flat care Bed



Size:L2060XW900XH500mm
 Material: Steel bed plate
 Optional:Stainless steel I.V.pole,
 mattress,overbed table



RF-HB201
Stainless Flat care Bed

Size: L2060XW900XH500mm
Material: Stainless steel
Standard Accessory: Sundry shelf
Optional: Stainless steel I.V. pole, mattress, overbed table; Stainless Steel side rails



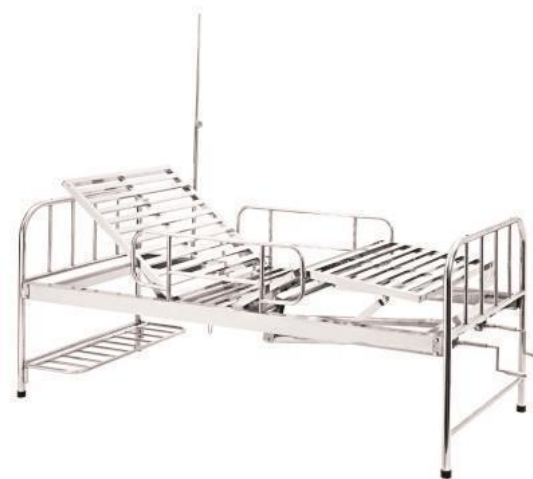
RF-HB211
Stainless Steel Manual Bed (1Crank)

Size: L2060XW900XH500mm
Material: Stainless Steel
Standard Accessory: Stainless Steel side rails; Sundry shelf
Optional: Stainless steel I.V. pole, mattress, overbed table



RF-HB212
Stainless Steel Manual Bed (1Crank)

Size: L2060XW900XH500mm
Material: Steel bed plate; Stainless Steel head board;
Standard Accessory: Sundry shelf
Optional: Stainless steel I.V. pole, Stainless Steel side rails; mattress, overbed table



RF-HB221
Stainless Steel manual Bed (2 cranks)

SPECIFICATION:
L2060XW900XH500mm
Made of stainless steel
Standard: Stainless Steel I.V. Rod Rack; Stainless Steel Side rails



RF-HB222C
Stainless Steel manual Bed (2 cranks)

SPECIFICATION:
L2060XW900XH500mm
Made of stainless steel
Standard: Stainless Steel I.V. Rod; Rack; 5" castors, two are lockable; Stainless Steel Side rails



RF-HB231C
Stainless Steel manual Bed (3 cranks)

SPECIFICATION:
L2060XW900XH450/750mm
Bed surface: 1900X800mm (including the bed)
Made of stainless steel
Standard: Stainless Steel I.V. Rod; Rack; 5" castors, two are lockable; Stainless Steel Side rails





RF-HB241

SPECIFICATION:
L2140XW900XH600mm
Made of stainless steel, divided adjustable leg section;
Reverse trend elenburg function so as to tract from both sides;
With a extensible retractie retractor

FUNCTION:
Leg section adjustable is 0-45°
Trendelenburg of leg section is 0-12°
Back-rest lifting angle is 0-70°
Knee-rest lifting angle is 0-40°

STANDARD ACCESSORIES:
Dining table
Traction weight



RF-HB242

SPECIFICATION: L2060XW900XH530 (2000) mm
Bed surface: 1900x900mm (including the bed)
Made of stainless steel
Standard:
Three Stainless steel safety limit rocker;
Fence (1 piece); One Shoe rack
Traction mound of 5kg

FUNCTION:
Back-rest lifting angle is 0-70°
Knee-rest lifting angle is 0-40°



RF-HB243
Multi-functions orthopedics traction bed



Size: 21300X960X450/700mm (Excluding portal frame)
Function: Full traction of head, middle and leg/single leg traction

Standard configuration:
Double protection screw system
Central-controlled castor brake system
Aluminum guardrails
ABS head and foot board
Imported 304# stainless steel portal traction frame

Optional configuration:
Mattress, Mobile food table, SS Siderails



Home care bed series
RF-HB152C



5Function electric home care bed

Size: 2120X1000X500mm
Standard configuration:
Advanced medical motor system (5pcs motors, 1pc control box, 1 pcs handsets), 5" castors,
Aluminum alloy side rails, plastic+head board and foot board, Urine hooks, I.V drip

Optional configuration:
Mattress, Overbed table, Central-controlled castor brake system



RF-WB31C



3Function electric home care bed

Size: 2120X1200X450/750mm
Standard configuration:
Advanced medical motor system (3pcs motors, 1pc control box, 1 pcs handsets), 5" castors,
Aluminum alloy side rails, wood head and foot board, Urine hooks, I.V drip

Optional configuration:
Mattress, Overbed table, Central-controlled castor brake system



RF-WB21



Manual Home care bed (2 cranks)

Size: 2120X1200X500mm
Standard configuration:
Aluminum alloy side rails, wood head and foot board, Urine hooks, I.V drip

Optional configuration:
Mattress, Overbed table, 5" castors





RF-BB201

SPECIFICATION:
L2000XW900XH550mm
Made of stainless steel
STANDARD ACCESSORY:
apparatus rack side rails, record slot, two drainage; bag holder, I.V. Rod
OPTIONAL ACCESSORY:
Stainless Steel I.V. Rod



RF-BB202C

SPECIFICATION:
L800XW450XH850mm
Made of stainless steel
FUNCTION:
Barrier of one side can be turned down



RF-BB206C

规格:L800XW500XH780/980mm

SPECIFICATION:
L800XW500XH780/980mm



RF-BB203B

SPECIFICATION:
L1900 x W650 x H660mm
Made of stainless steel
FUNCTION:
Plastic bin can be tilted by 15° /28° /36° /42°



RF-BB205C

SPECIFICATION:
L820XW500XH850mm
Made of stainless steel
FUNCTION:
Plastic bin can be tilted by 10°



RF-BB207C

Bed frame size:L1880XW900XH650/1260mm
Lifting function:
Back lifting:0~75°
Leg lifting:0~40°
Standard configuration:
Stationary IV stand IPC
Optional configuration:
Mattress,removable IV stand,0.5³ oxygen cylinder



RF-BB208C

SPECIFICATION:
L1600XW640XH1040mm

NUWEN



RF-HB251

Size:L1900XW650XH660mm
 Frame:Stainless Steel
 Mattress:High Class Sponge Artificial Leater



RF-HB252

Size:L1900XW650XH660mm
 Frame:Stainless Steel
 Mattress:High Class Sponge Artificial Leater



RF-TR261C

Size:L1900XW550XH750mm
 Frame:Stainless Steel



RF-TR263C

Size:L1900XW550XH750mm
 Frame:Stainless Steel
 Mattress:High Class Sponge Artificial Leater



RF-TR264C

Luxury Hydraulic Transportation Trolley
 Size:L2000XW650XH630/930mm



RF-TR265C

Luxury Hydraulic Transportation Trolley
 Size:L2000XW650XH630/930mm



RF-TR266C

Operation transfer trolley
 Size:L1930XW650XH520/820mm



RF-TR267C

Delux operational conneting stretcher
 Size:L2100XW650XH645/910mm

NUWEN



RF-DT210

Electric Delivery Table

规格: L1200XW600XH800/1000mm



RF-DT211

Electric Delivery Table

规格: L1300XW600XH650/900mm



RF-OT212

Electric Operation Table

规格: L210XW500XH750/1000mm



RF-HB255

Manual Examining Table

规格: L1780XW550XH760



RF-M1



RF-M2




RF-M3

规格: 190X85X7cm
1) 内部采用高密度海绵, 可可和棕榈纤维
2) 表面: 防水, 耐磨材料




RF-M4

SPECIFICATION: 190X85X7cm
1) Inside is high-density sponge, cocoa and palm fiber.
2) Surface: Waterproof, wear-resistant material



RF-APM01
防褥疮气床垫 (波动喷气型)
Anti-decubitus air mattress (volatile type)



RF-APM02
防褥疮气床垫 (波动喷气便孔型)
Anti-decubitus air mattress (volatile jet will pass)



RF-APM03
防褥疮气床垫 (球形方格式)
Anti-decubitus air mattress

Size: 200X90cm
Material: High quality nylon with PVC soft, comfortable, effective and orevion bedsores.
Power supply voltage: ACC220V 50Hz
The most out of pressure: <14kpa
Flow: <8L/min
Cycle: 8-10minutes

Size: 200X90cm
Material: High quality nylon with PVC soft, comfortable, effective and orevion bedsores.
Power supply voltage: ACC220V 50Hz
The most out of pressure: <14kpa
Flow: <8L/min
Cycle: 8-10minutes

Size: 200X90cm
Material: >0.35mm thickness PVC material, safe and nontoxic
Power supply voltage: ACC220V 50Hz
The most out of pressure: <14kpa
Flow: <8L/min
Cycle: 8-10minutes



RF-BC131C
塑钢床头柜

ABS Steel Bedside Cabinet
L450XW470XH780mm

RF-BC141C
塑钢床头柜

ABS Steel Bedside Cabinet
L450XW470XH940mm

RF-BC142C
塑钢床头柜

ABS Steel Bedside Cabinet
L450XW470XH940mm

RF-BC132
ABS床头柜

ABS Bedside Cabinet
L480XW480XH760mm

RF-BT01
可伸缩塑料餐板
Retractable plastic
dining table
规格(Size):87X32X3cm

RF-BT02
可伸缩塑料餐板
Retractable plastic
dining table
规格(Size):87X32X3cm

RF-BT03
固定餐板
Fixed Plastic dining table
规格(Size):102X32X3cm



RF-BC133
ABS床头柜

ABS Bedside Cabinet
L480XW480XH760mm

RF-BC144
ABS床头柜

ABS Bedside Cabinet
L480XW480XH870mm

RF-BC241
豪华吹塑床头柜

Blow Molding
Bedside Cabinet

RF-BT04
升降餐桌
Over Bed Table
规格 (Size):80X32X65/90cm

RF-BT05
升降餐桌
Over Bed Table
规格 (Size):95X45X65/90cm

RF-BT06
升降餐桌
Over Bed Table
规格 (Size):80X39X65/90cm



RF-BC221
不锈钢床头柜
Stainless Steel
Bedside Cabinet
L450XW420XH800mm

RF-BC231
不锈钢床头柜
Stainless Steel
Bedside Cabinet
L450XW420XH800+100mm

RF-BC232
不锈钢床头柜
Stainless Steel
Bedside Cabinet
L450XW420XH800+170mm

RF-BT07
升降餐桌
Over Bed Table
规格(Size):80X39X82/120cm

RF-BT08
升降餐桌
Over Bed Table
规格(Size):80x39x77/102cm

RF-BT09
升降餐桌
Over Bed Table
规格(Size):80X39X82/120cm



RF-F703



RF-F713



RF-F723



RF-F723+2A



RF-F726



RF-F733



RF-F733P



RF-F743P



RF-F746

Model No	Length (cm)	Width (cm)	Height (cm)	N. W. (cm)	 (cm)	PCS CN
RF-F703	180L	64W	78H	27.37	0.091	3Cn/pcs
RF-F713	185L	68W	75H	45.02	0.14	3Cn/pcs
RF-F723	175L	68W	77H	34.82	0.226	3Cn/pcs
RF-F733	175L	71W	90H	37.05	0.268	3Cn/pcs
RF-F723+2A	175L	68W	77H	30.28	0.226	3Cn/pcs
RF-F726	175L	146W	79H	69.64	0.454	5Cn/pc
RF-F733P	175L	71W	79H	46.99	0.292	3Cn/pcs
RF-F743P	175L	146W	79H	76.25	0.586	5Cn/pcs
RF-F746	175L	71W	79H	46.99	0.292	3Cn/pcs



RF-F11R
尺寸(Size):80LX75WX115Hcm




RF-F12R-SS(固定式)
尺寸(Size):80LX75WX115Hcm



RF-F13R-SS(可调式)
尺寸(Size):102LX75WX115Hcm



RF-F14
陪护椅Bedstead
收齐尺寸:
57X85X90cm
展开尺寸:
181LX49WX43Hcm



RF-F783
尺寸(Size):196LX60WX97Hcm



RF-F752R
两人位输液椅
尺寸(Size):190LX73WX86Hcm



RF-F763R
三人位输液位
尺寸(Size):190LX73WX86Hcm



RF-F773R
三人位输液椅
尺寸(Size):199LX66WX80Hcm



RF-TR223
不锈钢双层器械车
S.S. Two-shelf Trolley
L700XW450XH800+80mm(大号)L
L650XW420XH800+80mm(中号)M
L500XW400XH800+80mm(小号)S



RF-TR232
不锈钢三层器械车
S.S. Three-shelf Trolley
L800XW480XH800+80mm(大号)L
L650XW420XH800+80mm(中号)M



RF-TR222
不锈钢换药车
S.S. Dressing Trolley
L640XW420XH800+80mm



RF-TR224
不锈钢换药车
S.S. Dressing Trolley
L750XW500XH800+80mm



RF-TR225
不锈钢换药车
S.S. Dressing Trolley
L750XW450XH800mm



RF-TR1307
抢救车
Emergency Trolley
L750XW580XH930mm



RF-TR1308
抢救车
Emergency Trolley
L750XW580XH930mm



RF-TR1309
送药车
Medicine Trolley
L750XW580XH930mm



RF-TR1310
送药车
Medicine Trolley
L535XW495XH995mm



RF-TR1021
双层推车
Trolley(2 Decks)
L720XW460XH980mm



RF-TR1022
三层推车
Trolley(3 Decks)
L720XW460XH980mm



RF-TR1023
多功能推车
Trolley
L720XW460XH980mm



RF-TR1302
治疗车
Treatment Trolley
L680XW480XH980mm



RF-TR1311
输液车
Infusion Trolley
L670XW470XH940mm



RF-TR1312
输液车
Infusion Trolley
L670XW470XH940mm



RF-TR1313
输液车
Infusion Trolley
L1000XW470XH940mm



RF-TR1314
药品药械柜
Medicine Cabinet
L535XW495XH1500mm



RF-TR233
不锈钢护理车
S.S. Clean Linen Trolley
L930XW480XH900mm



RF-TR234
不锈钢送物车
Stainless steel goods
delivery Trolley
L750XW500XH950mm



RF-TR235
不锈钢污衣袋车
Stainless steel dirty
clothes bag Trolley
L750XW500XH950mm



RF-TR236
不锈钢栏杆被服车
Stainless steel dirty
railing linen Trolley
L750XW500XH950mm



RF-TR1315
药品药械柜
Medicine Cabinet
L1000XW495XH1500mm



RF-TR1316
病历车
Patient Record Trolley
L410XW410XH970mm



RF-TR1317
病历车
Patient Record Trolley
L460XW460XH1050mm



RF-TR1318
病历车
Patient Record Trolley
L680XW480XH980mm



RF-TR1303
豪华治疗车
Emergency Trolley
L860XW455XH900mm



RF-TR1304
豪华治疗车
Emergency Trolley
L860XW455XH900mm



RF-TR1305
护理车
Trolley
L840XW500XH980mm



RF-TR1306
护理车
Trolley
L840XW500XH980mm



RF-TR1319
病历车
Patient Record Trolley
L680XW480XH980mm



RF-TR1320
移动电脑车
Cpmputer Trolley
L530XW480XH1050mm



RF-TR1321
移动电脑车
Computer Trolley
L530XW480XH1050mm



RF-TR1322
仪器车
Instrument Trolley
L530XW480XH1050mm



RF-TR1401
治疗车
Treatment Trolley



RF-TR1402
治疗车
Treatment Trolley



RF-TR1403
抢救车
Emergency Trolley



RF-TR1405
治疗车
Treatment Trolley



RF-TR1406
治疗车
Treatment Trolley



RF-TR1407
麻醉车
Anaesthesia Cart



RF-TR1408
病历车 (双)
Medical Record Car
(Double)



RF-TR1409
病历车 (单)
Medical Record Car
(Single)



RF-TR1410
不锈钢盥洗台
Stainless Steel Wash Stand



RF-TR1411
不锈钢盥洗台
Stainless Steel Wash Stand



RF-TR1412
不锈钢盥洗桶
Stainless Steel Wash Stand



RF-TR1413
不锈钢置物盘
Stainless Steel Kick Bucket



RF-TR1414
不锈钢置物桶
Stainless Steel Kick Bucket



RF-MC01
不锈钢器械柜
Stainless steel instrument cabinet
尺寸 (Size): 950X450X1800mm



RF-MC02
不锈钢器械柜
Stainless steel instrument cabinet
尺寸 (Size): 900X400X1800mm



RF-MC03
不锈钢器械柜
Stainless steel instrument cabinet
尺寸 (Size): 1200X275/500X1800mm



RF-MC04
不锈钢器械柜
Stainless steel instrument cabinet
尺寸 (Size): L1980XW300/1000XH1800mm



RF-MC05
不锈钢器械柜
Stainless steel instrument cabinet
尺寸 (Size): L1980XW700/1100XH1800mm



RF-MC06
双面西药调剂柜
Stainless steel instrument cabinet
尺寸 (Size): 1980X500/1200X1800mm



RF-MC07
栅栏式固定药(货)架
Shelf for goods
尺寸 (Size): 900X1200/1500X1800mm



RF-MC08
器械检查打包台
Equipment Inspection Packing Station



RF-S41
Screen



RF-S42
Screen



RF-S53
Ambulance Stretcher
Size:1900*550*260mm



RF-PR01
Pallet Rack



RF-PR02
Pallet Rack



RF-PR03
Pallet Rack



RF-S52
Aluminum Alloy
Foldaway Stretcher



RF-S54
Basket Stretcher
Size:2160*610*190mm

NUWEN



RF-JB200



RF-JB201



RF-JB201EPE



RF-JB205B



RF-JB206A



RF-JB206B



RF-JB201S



RF-JB202A



RF-JB202B



RF-JB206C



RF-JB206D



RF-JB207A



RF-JB202C



RF-JB202S



RF-JB203



RF-JB207A-2



RF-JB207B



RF-JB207B-SS



RF-JB204



RF-JB205



RF-JB208



RF-JB209



RF-JB210



RF-JB211



RF-JB212



RF-JB212B



RF-JB303



RF-JB303C



RF-JB304



RF-JB213



RF-JB214



RF-JB220



RF-JB221



RF-JB305



RF-JB307



RF-JB310



RF-JB222



RF-JB223



RF-JB224



RF-JB311



RF-JB312



RF-JB313



RF-JB314



RF-W101



RF-W102C



RF-W103



RF-W111B



RF-W111C



RF-W112



RF-W104C



RF-W105



RF-W105B



RF-W113



RF-W113G



RF-W114



RF-W107C



RF-W110



RF-W111A



RF-R001



RF-R002

Model No	Length (cm)	Width (cm)	Height (cm)	N. W. (Kg)	PCS CN	G. W. (Kg)
RF-W101	60	46	81-92	3	56x29x76cm	2
RF-W102C	61	50	82-97	3	56.5x15.5x76cm	2
RF-W103	60	46	74-92	3	56x29x76cm	2
RF-W104C	82	58	74.5-92	3.2	55x29x78cm	4
RF-W105	47	46	80-98	2.4	55x30x80cm	4
RF-W105B	47	46	80-98	2.4	55x30x80cm	4
RF-W107C	60	46	81-92	3	56x29x76cm	2
RF-W110	49	52	74-92	2.5	53x12x76cm	1
RF-W111B	49	52	74-92	2.5	53x12x76cm	1
RF-W111C	49	52	74-92	2.5	53x12x76cm	1
RF-W111A	51	56	76-94	2.5	53x12x76cm	1
RF-W111B	51	56	76-94	2.5	53x12x76cm	1



RF-C401



RF-C402



RF-C403



RF-C404



RF-C405



RF-C406



RF-C121



RF-C122



RF-C123



RF-C141



RF-C142



RF-C143



RF-C144



RF-C145

NUWEN



RF-C407



RF-C408



RF-C409



RF-C131



RF-C132



RF-C133



RF-C151A



RF-C151B



RF-C151C



RF-C152A



RF-C152B



RF-C152C



RF-C153A



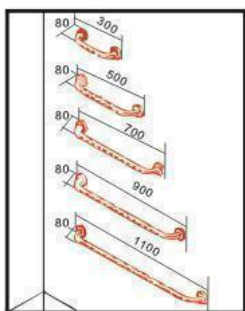
RF-C153B



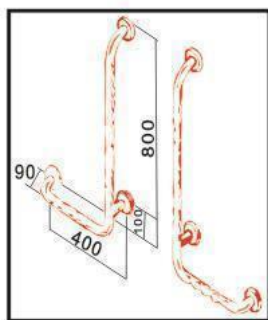
RF-C153C



RF-C154



RF-GB103 RF-GB105
RF-GB107 RF-GB109
RF-GB110



RF-GB201



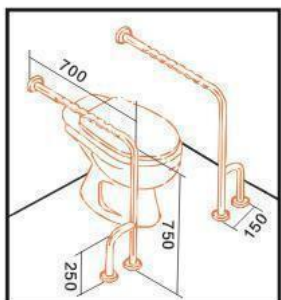
RF-GB130N



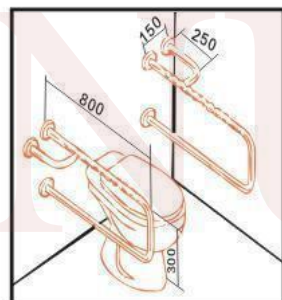
RF-GB101N



RF-GB102N



RF-GB204



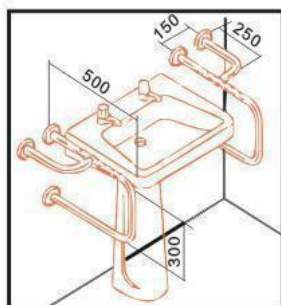
RF-GB205



RF-GB103N



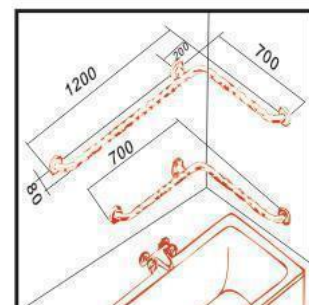
RF-GB104N



RF-GB206



RF-GB207



RF-GB202



RF-GB203



RF-GB105N



RF-GB106N



RF-GB107N



RF-GB108N



RF-IV1



RF-IV2



RF-IV3



RF-IV4



RF-IV5



RF-BR01



RF-BR02



RF-BR03



RF-BR03B



RF-BR04



RF-BR10

RF-BR11

RF-BR12



RF-HQ38

Hand guard



RF-HQ89

Hand guard



RF-HQ140

Hand guard



RF-HQ159

Hand guard

New Type Corner Guard



RF-603C



RF-604C



RF-606C



Sharp Container



RF-BF01

Backrest Frame
(Size):46Lx63Wx47-63Hcm



RF-607B-1



RF-607B-2



RF-605A

Head boards



BP001 BP002 BP003 BP004 BP-005



BP-006 BP-007 BP-008 BP-009 BP-010

护栏 Railings



AG-01-05 AG-01-06 G-10-4 G-11-2



G-12-4 G-13-4 G-14-4 G-15-22 EG-12-4

脚轮 Castors



CC-01-5" CC-02-5" CC-03-5"
CC-03-4" CC-03-3" CC-04-5"
CC-04-4" CC-04-3" CC-05-5"
CC-05-4" CC-05-3"



CC-06-5"
CC-06-4"
CC-06-3" CC-07-5"
CC-07-4"
CC-07-3" CC-08-8" CC-09-6"
CC-09-5" CC-10-7"



RF-U1 尿壶Urinal RF-U2 尿壶Urinal RF-U3 尿壶Urinal RF-D01 病历夹Dossier



RF-D02 病历夹Dossier RF-D03 病历夹Dossier RF-TPR1 扶肩Pad RF-TPR2 握把Grip



RF-TPR3 脚胶Trip RF-PS1 RF-PS2 RF-PS3



RF-T4-1 RF-T4-2 RF-T3-2 RF-T6-2