



NUWEN CO.,LTD

**ADD:UNIT 1,NO.187,XIAYANG ROAD,HETANG TOWN PENGJIANG,
DISTRICT,JIANGMEN CITY,GUANGDONG, PROVINCE,CHINA.**

Mobile:+86-18680577977

E-mail: nuwen.china.2020@gmail.com

WeChat/Whats app:+86-18680577977



NUWEN CO.,LTD



目录

CONTENTS



● **A** Desks and chairs 02-51

● **B-** Apartment bed 52-89

● **C-** Apartment bed 90-127

● **D-** Library products 128-145

● **E-** Step desk and chair 146-155

● **F-** Auditorium chair 156-169

● **G-** Waiting chair 170-173

● **H-** table 174-179

● After-sale service 180-181



DESK AND CHAIRS

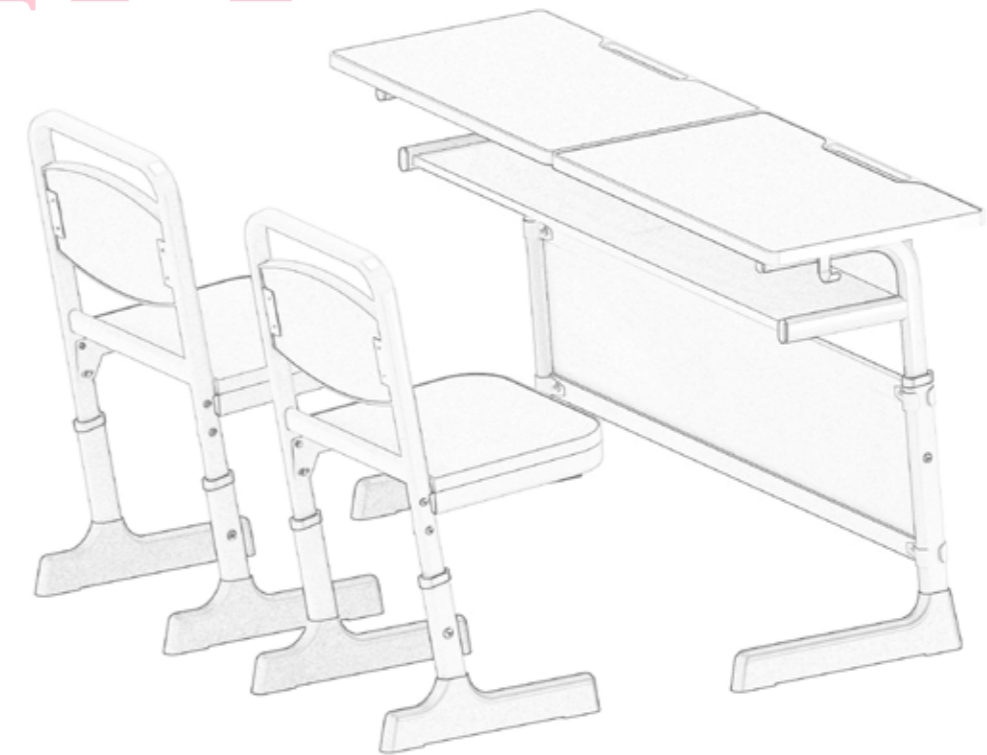
DESK AND CHAIRS

A

Material description:

The tabletop / chair seat / chair back is made of E1 grade 18mm thick density board with melamine fireproof paper facing, and is made of PP / ABS material by injection molding and edge sealing, with pen slot on the panel; the footrest of the table and chair is made of Baosteel high-quality cold-rolled steel pipe, and all hardware parts are finished by pickling, phosphating, electrostatic spraying and high-temperature flow spraying, with smooth surface.

NUWEN





SZ-01A
W650/D420/H670-790



SZ-01B
W600/D420/H670-790

NUWEN



SZ-01A
W1200/D420/H670-790



SZ-01B
W1200/D420/H670-790



SZ-02A
W650/D420/H670-790



SZ-02C
W650/D450/H670-790


- 大红
- 果绿
- 湖绿
- 浅蓝
- 深蓝
- 灰色
- 明黄

可选颜色

NUWEN



SZ-02A
W1200/D420/H670-790



SZ-02C
W1200/D450/H670-790
W1300/D450/H670-790



SZ-03A
W650/D420/H760



SZ-04A
W700/D460/H670-790

NUWEN



SZ-03A (双人位)
W1200/D420/H760



SZ-04A 双人
W1200/D420/H670-790

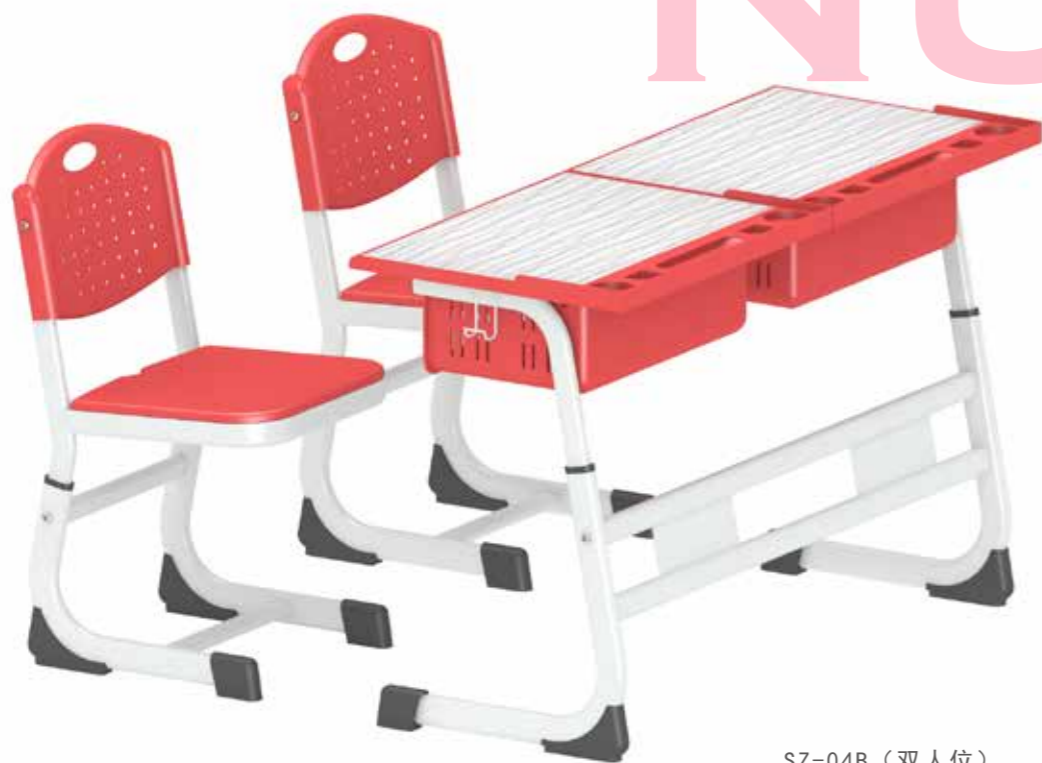


SZ-04B
W600/D500/H670-790

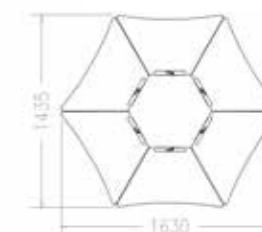


SZ-04E
W800+315/D450/H670-790

NUWEN



SZ-04B (双人位)
W1200/D500/H670-790



SZ-04E (六人位)
W1630/D1435/H670-790



SZ-05A
W650/D420/H670-790



SZ-05B
W600/D500/H670-790

NUWEN



SZ-05A 双人
W1200/D420/H670-790



SZ-05B (双人位)
W1200/D500/H670-790



SZ-05C
W650/D450/H670-790



SZ-06A
W600/D420/H670-790

NUWEN



SZ-05C (双人位)
W1200/D450/H670-790
W1300/D450/H670-790



SZ-06A (双人位)
W1200/D420/H670-790



SZ-06B
W600/D500/H670-790



SZ-07A
W650/D420/H670-790

NUWEN



SZ-06B
W1200/D500/H670-790



SZ-07A
W1200/D420/H670-790



SZ-07C
W650/D450/H670-790



SZ-07B
W650/D480/H670-790

NUWEN



SZ-07C (双人位)
W1200/D450/H670-790
W1300/D450/H670-790



SZ-07B (双人位)
W1300/D480/H670-790



SZ-08A
W650/D420/H670-790



SZ-08B
W600/D500/H670-790

NUWEN



SZ-08A
W1200/D420/H670-790



SZ-08B (双人位)
W1200/D500/H670-790



SZ-08C
W650/D450/H670-790




SZ-09A
W650/D420/H670-790

NUWEN



SZ-08C
W1200/D450/H670-790
W1300/D450/H670-790



可选颜色



SZ-09A (双人位)
W1200/D420/H670-790



SZ-09B
W700/D460/H670-790



SZ-09C
W650/D450/H670-790

NUWEN



SZ-09B (双人位)
W1200/D420/H670-790



SZ-09C (双人位)
W1200/D450/H670-790
W1300/D450/H670-790



SZ-09D
W800+315/D450/H670-790




可选颜色

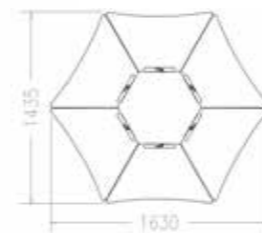


SZ-10A
W650/D420/H670-790

NUWEN



SZ-09D (六人位)
W1630/D1435/H670-790



SZ-10A (双人位)
W1200/D420/H670-790



SZ-10B
W600/D500/H670-790



SZ-11A
W650/D420/H670-790

NUWEN



SZ-10B (双人位)
W1200/D500/H670-790



SZ-11A (双人位)
W1200/D420/H670-790



SZ-11B
W650/D480/H670-790



SZ-11C
W650/D450/H670-790

NUWEN



SZ-11B (双人位)
W1300/D480/H670-790



SZ-11C (双人位)
W1200/D450/H670-790
W1300/D450/H670-790



可选颜色

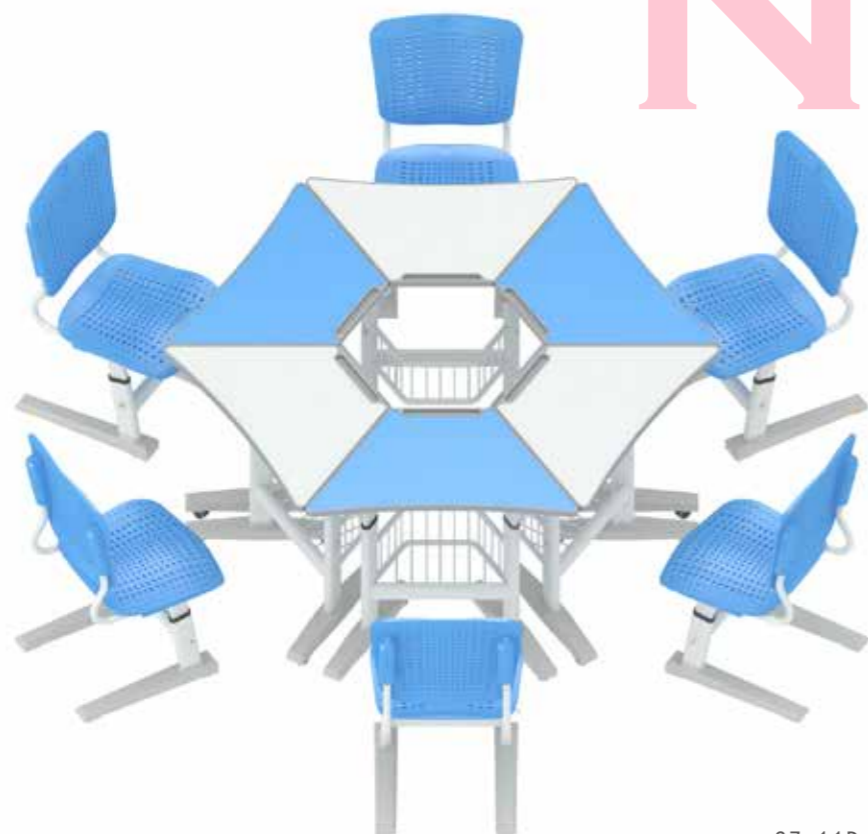


SZ-11D
W800+315/D450/H670-790

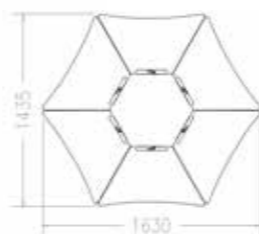


SZ-12A
W700/D460/H760


NUWEN



SZ-11D (六人位)
W1630/D1435/H670-790



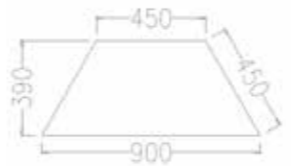
SZ-12B
W600/D500/H760



可选颜色

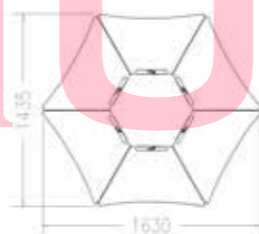


SZ-12D
W800+315/D450/H760



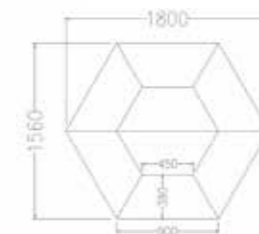
SZ-12D2
W900+450/D390/H760

NUWEN



可选颜色

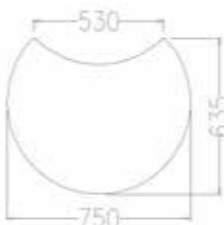
SZ-12D (六人位)
W1630/D1435/H760



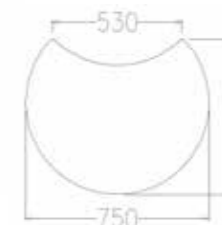
SZ-12D2 (六人位)
W1800/D1560/H760



SZ-02E
W750/D635/H670-790



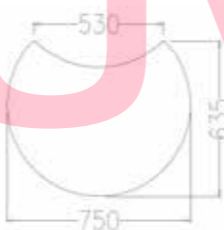
SZ-05E
W750/D635/H670-790



NUWEN



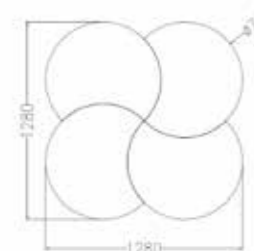
SZ-03E
W750/D635/H760



可选颜色

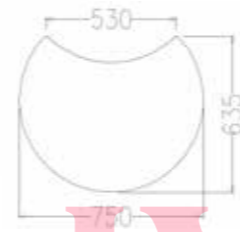


SZ-05E
D1280/H1280-790

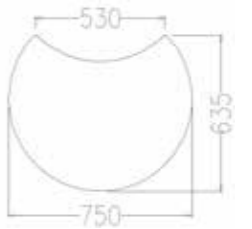




SZ-07E
W750/D635/H760



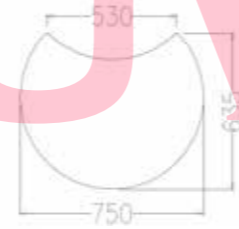
SZ-08E
W750/D635/H670-790




NUWEN



SZ-09E
W750/D635/H670-790



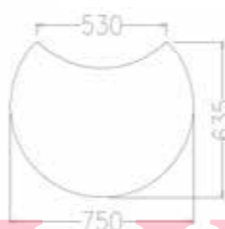
可选颜色



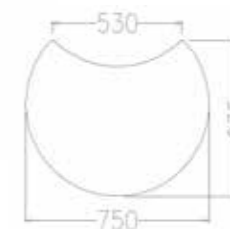
SZ-08E
W1280/D1280/H670-790



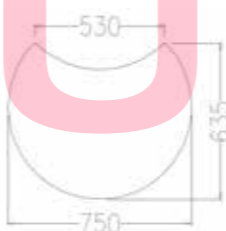
SZ-10E
W750/D635/H670-790



SZ-12E
W750/D635/H760




NUWEN



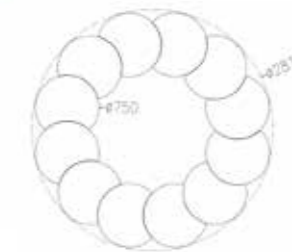
SZ-11E
W750/D635/H670-790



可选颜色



SZ-12E
W2810/D2810/H760

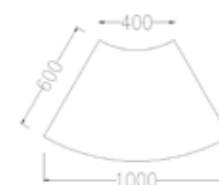




SZ-08F
W775/D795/H670-790



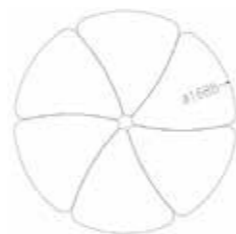
SZ-08G
W1000+400/D600/H670-790



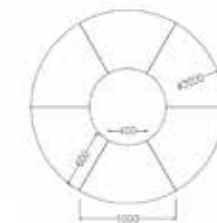
NUWEN



SZ-08F
W1688/D1688/H670-790

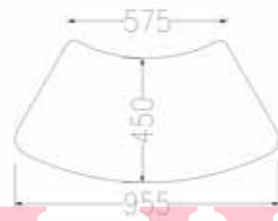


SZ-08G
D2000/H670-790

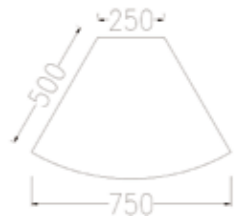




SZ-08H
W955+580/D450/H670-790



SZ-13
W750+250



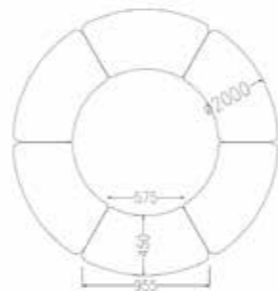
可选颜色



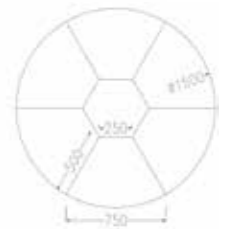
NUWEN

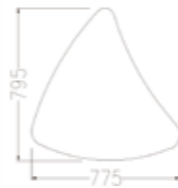


SZ-08H
D2000/H670-790



SZ-13
D1500/H760



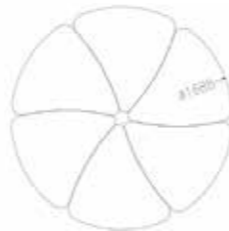


SZ-13F
W775/D795/H760




SZ-13G
W800+300/D500/H760

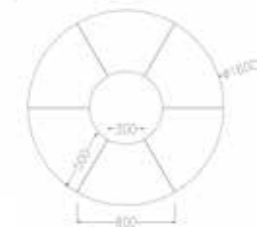
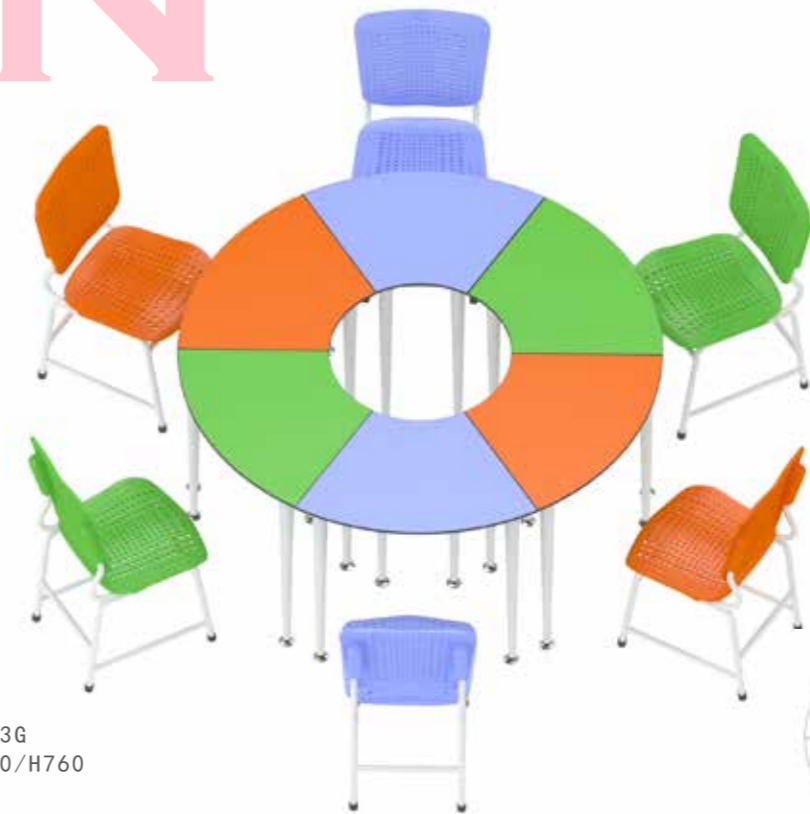
NUWEN



SZ-13F
D1688/H760



可选颜色



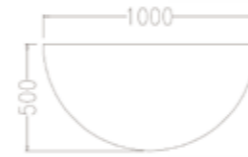
SZ-13G
D1600/H760



SZ-13T
W1200/D520/H760



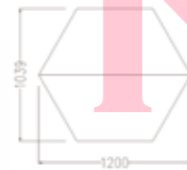
SZ-13D
W1000/D500/H760



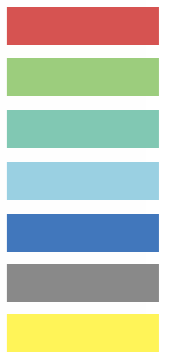
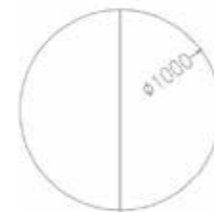
NUWEN




SZ-13T
W1200/D1039/H760



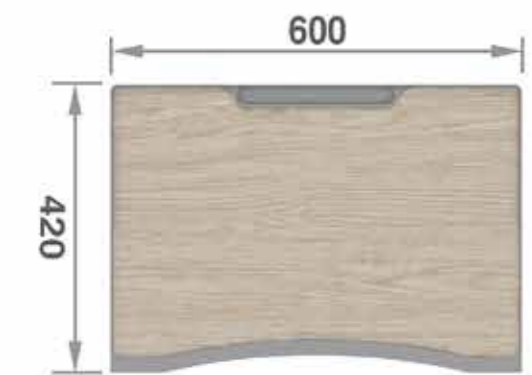
SZ-13D
D1000/H760



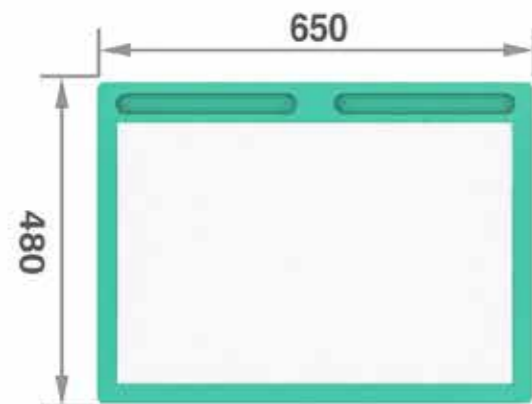
可选颜色



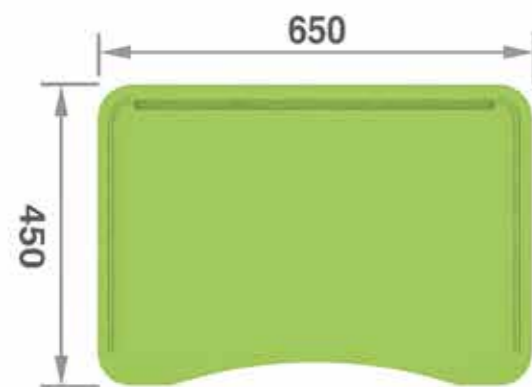
E1级高密度板+PP注塑封边




E0级高密度板+PP注塑封边



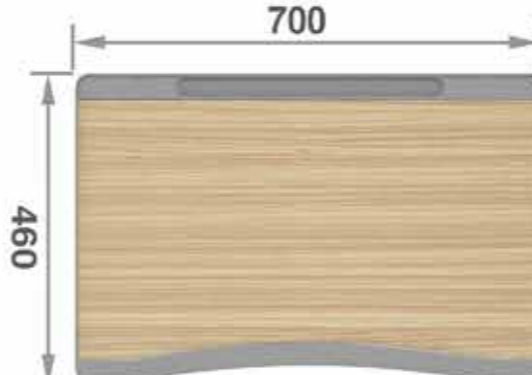
E0级高密度板+ABS注塑封边



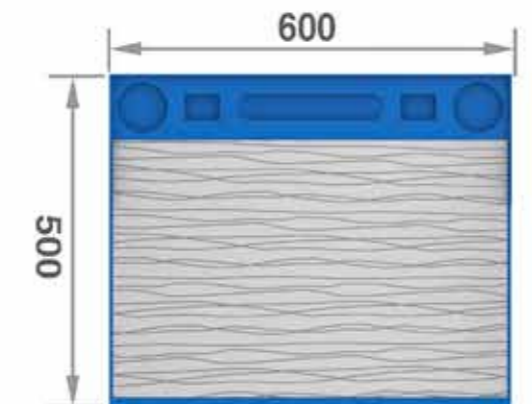
ABS注塑一体成型



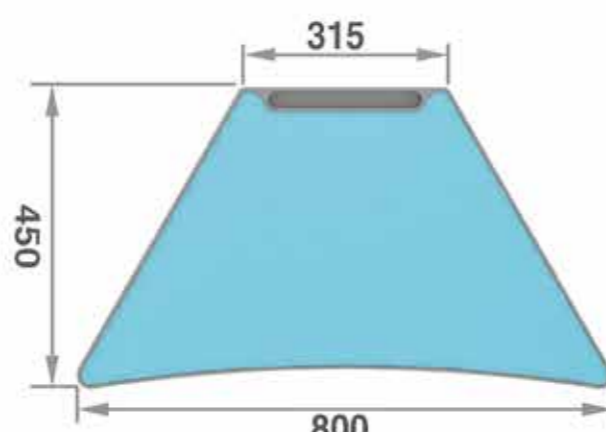
E0级高密度板+PP注塑封边



E0级高密度板+PP注塑封边



E0级高密度板+ABS注塑封边



E0级高密度板+PP注塑封边

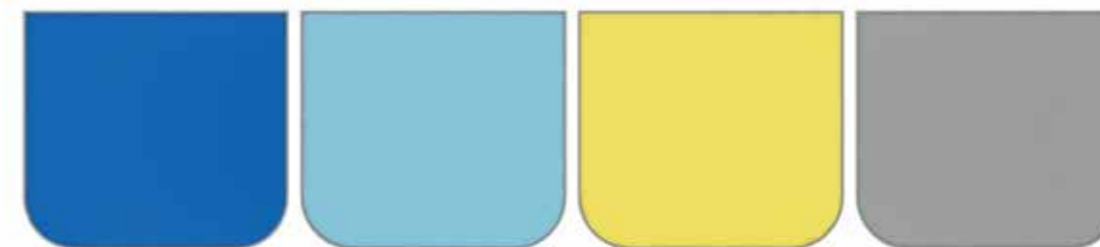


白枫木
White maple

黄橡木
Yellow oak

柚木
teak

白条纹
White stripe



深蓝色
Dark Blue

浅蓝色
Light Blue

明黄色
Ming Huang

灰色
Gray



果绿色
Light Green

湖绿色
Lake Green

大红色
Bright red

粉红色
Pink




果绿色
Light Green

湖绿色
Lake Green

浅蓝色
Light Blue

深蓝色
Dark Blue



明黄色
Ming Huang

灰色
Gray

粉红色
Pink

大红色
Bright red

APARTMENT BED



APARTMENT BED

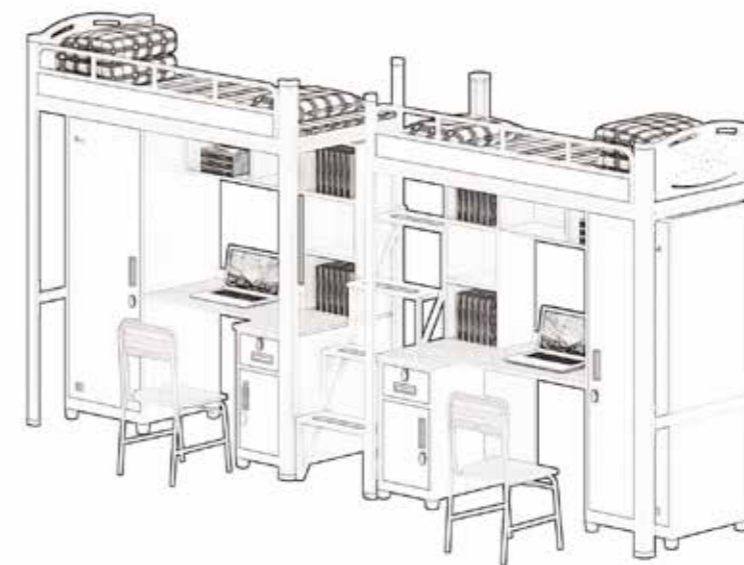
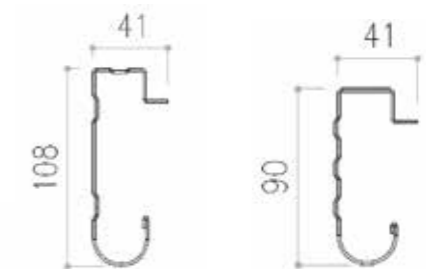
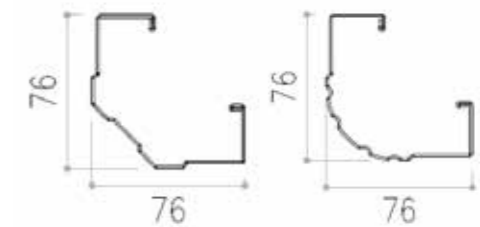
B

筋增加强度，型材下为圆弧型防撞设计；
连接处卡扣挂件：经冲床冲压成L型，需有三个连接卡口，成型后尺寸为208*30*30mm，材料厚度为2mm。

Bed column: high quality cold-rolled steel plate is used to press special-shaped open profile, forming specification is 76 * 76mm, and surface stiffeners increase the strength of column;

Crossbeam: high quality cold-rolled steel plate is used to press special-shaped open profile, the forming specification is 108 * 41mm / 90 * 41mm, the surface has stiffeners to increase the strength, and the bottom of the profile is arc-shaped anti-collision design;

Fastener hanger at the joint: it is pressed into L-shape with three connecting bayonets. After forming, the size is 208 * 30 * 30MM and the material thickness is 2mm.





SZ-12N-H90
W2000/D900/H1800



- 蓝点皱纹
- 灰色皱纹
- 白色皱纹
- 果绿色皱纹
- 咖啡色皱纹



SZ-12N-D90 (W2000/
D965/H1800



NUWEN



SZ-12N-H108 (白色皱纹)
W2000/D900/H1800



SZ-12N-D108 (灰色皱纹)
W2000/D900/H1800



+86-18680577977



SZ-12P-H90
W2000/D900/H1800



SZ-12P-D90W2000/
D965/H1800



NUWEN



SZ-12P-H108 (白色皱纹)
W2000/D900/H1800



SZ-12P-D108 (咖啡色皱纹)
W2000/D900/H1800





SZ-12Z-H90 (白色皱纹)
W2600/D900/H1800



SZ-12Z-D90 (灰色皱纹)
W2600/D965/H1800



NUWEN



SZ-12Z-H108 (蓝点皱纹)
W2600/D900/H1800



SZ-12Z-D108 (果绿色皱纹)
W2600/D900/H1800



+86-18680577977



SZ-24N-H90 (灰色皱纹)
W3970/D900/H1800



SZ-24N-D90 (蓝点皱纹)
W3970/D900/H1800



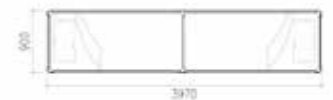
NUWEN



SZ-24N-H108 (咖啡色皱纹)
W3970/D965/H1800



SZ-24N-D108 (白色皱纹)
W3970/D900/H1800





SZ-24P-H90 (果绿色皱纹)
W3970/D900/H1800



SZ-24P-D90 (蓝点皱纹)
W3970/D900/H1800



SZ-24P-H108 (咖啡色皱纹)
W3970/D965/H1800

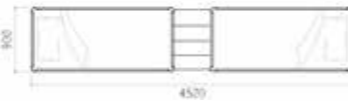


SZ-24P-D108 (白色皱纹)
W3970/D900/H1800





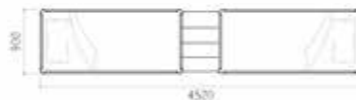
SZ-24Z-H90 (白色皱纹)
W4520/D900/H1800



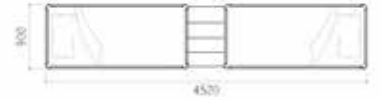
SZ-24Z-D90 (灰色皱纹)
W4520/D965/H1800



SZ-24Z-H108 (果绿色皱纹)
W4520/D900/H1800



SZ-24Z-D108
W4520/D900/H1800





SZ-11P-H90 (蓝点皱纹)
W2000/D900/H2100



SZ-11P-D90 (白色皱纹)
W2000/D900/H2100



SZ-11P-H108 (白色皱纹)
W2000/D900/H2120



SZ-11P-D108 (咖啡色皱纹)
W2000/D965/H2120





SZ-11Z-H90 (白色木纹)
W2000/D900/H2100



SZ-11Z-D90 (蓝点木纹)
W2000/D900/H2100



SZ-11Z-H108 (果绿色木纹)
W2000/D965/H2120



SZ-11Z-D108 (灰色木纹)
W2000/D900/H2120





SZ-22P-H90 (白色皱纹)
W3970/D900/H2100



SZ-22P-D90 (白色皱纹)
W3970/D965/H2100



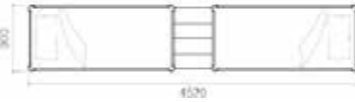
SZ-22P-H108 (灰色皱纹)
W3970/D900/H2120



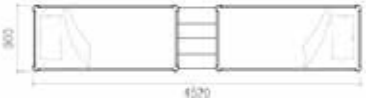
SZ-22P-D108 (白色皱纹)
W3970/D900/H2120



SZ-22Z-H90 (白色皱纹)
W4520/D900/H2100



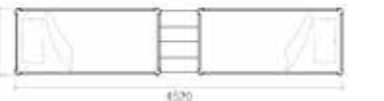
SZ-22Z-D90 (蓝点皱纹)
W4520/D900/H2100



SZ-22Z-H108 (咖啡色皱纹)
W4520/D965/H2120



SZ-22Z-D108 (灰色皱纹)
W4520/D900/H2120

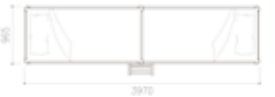




SZ-23P-H90 (白色皱纹)
W3970/D900/H2100



SZ-23P-D90 (果绿色皱纹)
W3930/D965/H2100



SZ-23P-H108 (蓝点皱纹)
W3970/D900/H2120



SZ-23P-D108 (灰色皱纹)
W3970/D900/H2120

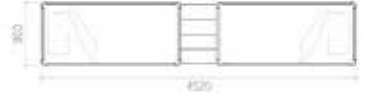




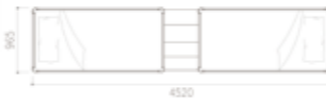
SZ-23Z-H90 (灰色皱纹)
W4520/D900/H2100



SZ-23Z-D90 (蓝点皱纹)
W4520/D900/H2100



SZ-23Z-H108 (咖啡色皱纹)
W4520/D965/H2120

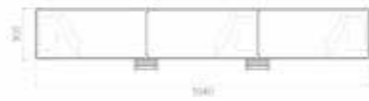


SZ-23Z-D108 (白色皱纹)
W4520/D900/H2120





SZ-33P-H90 (咖啡色皱纹)
W5940/D900/H2100



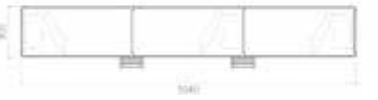
SZ-33P-D90 (果绿色皱纹)
W5940/D965/H2100



SZ-33P-H108 (白色皱纹)
W5940/D900/H2120

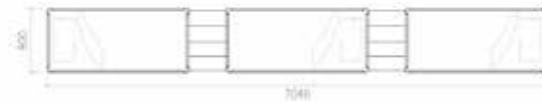


SZ-33P-D108 (灰色皱纹)
W5940/D900/H2120






SZ-33Z-H90 (白色皱纹)
W7040/D900/H2100



SZ-33Z-D90 (蓝点皱纹)
W7040/D900/H2100



SZ-33Z-H108 (果绿色皱纹)
W7040/D965/H2120



SZ-33Z-D108 (灰色皱纹)
W7040/D900/H2120





SZ-34P-H90 (白色皱纹)
W5940/D900/H2100



SZ-34P-D90 (蓝点皱纹)
W5940/D965/H2100



SZ-34P-H108 (灰色皱纹)
W5940/D900/H2120



SZ-34P-D108 (白色皱纹)
W5940/D900/H2120





SZ-34Z-H90 (灰色皱纹)
W7040/D900/H2100



SZ-34Z-D90 (蓝点皱纹)
W7040/D900/H2100

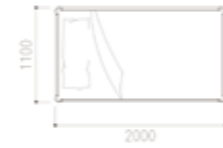


SZ-34Z-H108 (白色皱纹)
W7040/D965/H2120



SZ-34Z-D108 (白色皱纹)
W7040/D900/H2120

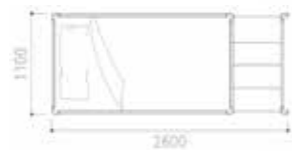




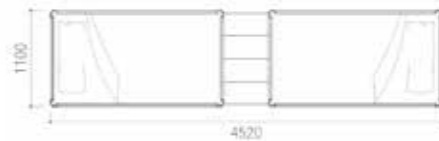
SZ-12N-M (白色皱纹)
W2000/D1100/H2600



SZ-24N-M (白色皱纹)
W3970/D1100/H2600



SZ-12Z-M (白色皱纹)
W2600/D1100/H2600



SZ-24Z-M (白色皱纹)
W4520/D1100/H2600



SZ-1D-H90 (蓝点皱纹)
W2000/D900/H700



SZ-1D-D90 (灰色皱纹)
W2000/D900/H700



SZ-1D-H108 (白色皱纹)
W2000/D900/H700



SZ-1D-H90 (灰色皱纹)
W2000/D1200/H800



APARTMENT BED



APARTMENT BED

C

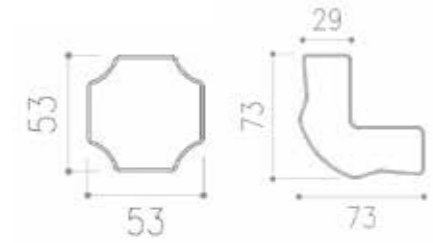
床立柱：采用优质冷轧钢板压制成异形闭合管型材，成型规格73*73/53*53mm，拐角采用弧形防撞设计；

横梁：采用优质冷轧钢板压制成异形闭合管型材，成型规格95*29mm，表面有加强筋增加强度，型材下为圆弧形防撞设计；


Bed column: high quality cold-rolled steel plate is used to press special-shaped closed pipe profile, forming specification is 73 * 73 / 53 * 53mm, corner adopts arc anti-collision design;

Crossbeam: high quality cold-rolled steel plate is used to press into special-shaped closed pipe profile, the forming specification is 95 * 29mm, the surface is reinforced to increase the strength, and the bottom of the profile is arc-shaped anti-collision design;

立柱
截面



横梁
截面





SZ-12N-53 (蓝点皱纹)
W2000/D920/H1800



SZ-12N-73 (灰色皱纹)
W2000/D895/H1800



SZ-12N-53 (咖啡色皱纹)
W2000/D920/H1800



SZ-12N-73 (蓝点皱纹)
W2000/D895/H1800





SZ-12P-53 (灰色皱纹)
W2000/D920/H1800



SZ-12P-73 (白色皱纹)
W2000/D895/H1800



SZ-12P-53 (果绿色皱纹)
W2000/D920/H1800



SZ-12P-73 (蓝点皱纹)
W2000/D895/H1800





SZ-12Z-53 (蓝点皱纹)
W2555/D920/H1800



SZ-12Z-53 (灰色皱纹)
W2555/D855/H1800



SZ-12Z-53 (咖啡色皱纹)
W2555/D920/H1800



SZ-12Z-53 (蓝点皱纹)
W2555/D855/H1800





SZ-24N-53 (白色皱纹)
W3947/D920/H1800



SZ-24N-73 (蓝点皱纹)
W3947/D895/H1800



SZ-24N-53 (果绿色皱纹)
W3947/D920/H1800




SZ-24N-53 (灰色皱纹)
W3947/D914/H1800






SZ-24P-53 (灰色皱纹)
W3947/D920/H1800



SZ-24P-53 (果绿色皱纹)
W3947/D914/H1800




SZ-24P-53 (蓝点皱纹)
W3947/D920/H1800



SZ-24P-53 (白色皱纹)
W3947/D855/H1800





SZ-24Z-53 (蓝点皱纹)
W4500/D920/H1800



SZ-24Z-53 (白色皱纹)
W4500/D855/H1800



SZ-24Z-53 (果绿色皱纹)
W4500/D920/H1800



SZ-24Z-53 (灰色皱纹)
W4500/D855/H1800



SZ-11P-53 (白色皱纹)
W2000/D920/H2100



SZ-11P-73 (蓝点皱纹)
W2000/D895/H2100



SZ-11P-53 (蓝点皱纹)
W4500/D920/H2100



SZ-11P-73 (灰色皱纹)
W2000/D895/H2100





SZ-11Z-53 (白色皱纹)
W2555/D920/H2100



SZ-11Z-73 (蓝点皱纹)
W2600/D895/H2100



SZ-11Z-53 (果绿色皱纹)
W2555/D920/H2100

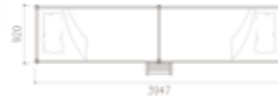


SZ-11Z-73 (灰色皱纹)
W2600/D895/H2100

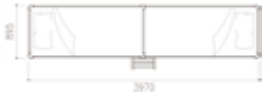




SZ-22P-53 (白色皱纹)
W3947/D920/H2100



SZ-22P-73 (蓝点皱纹)
W3970/D895/H2100



SZ-22P-53 (白色皱纹)
W3947/D920/H2100

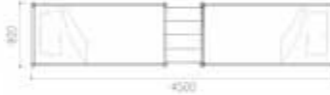


SZ-22P-73 (蓝点皱纹)
W3970/D895/H2100





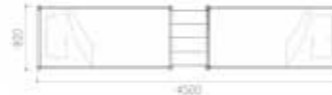
SZ-22Z-53 (白色皱纹)
W4500/D920/H2100



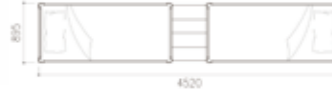
SZ-22Z-73 (蓝点皱纹)
W4520/D895/H2100



SZ-22Z-53 (咖啡色皱纹)
W4500/D920/H2100



SZ-22Z-73 (蓝点皱纹)
W4520/D895/H2100





SZ-23P-53 (白色皱纹)
W3947/D920/H2100



SZ-23P-73 (蓝点皱纹)
W3970/D895/H2100

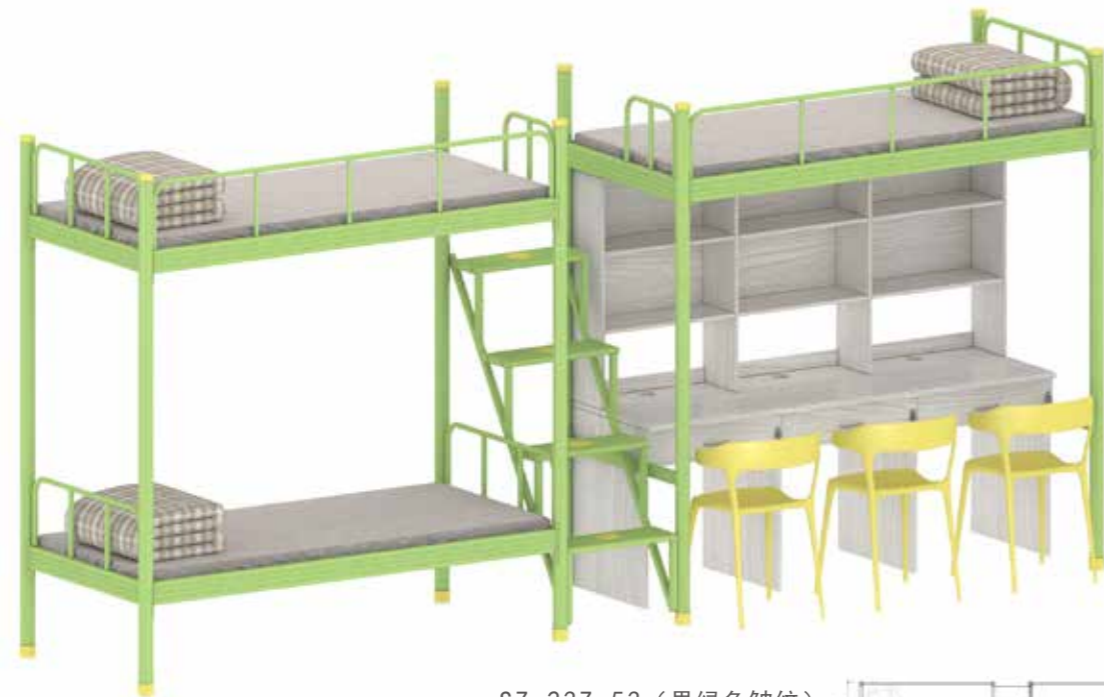


SZ-23P-53 (白色皱纹)
W3947/D920/H2100



SZ-23P-73 (灰色皱纹)
W3970/D895/H2100

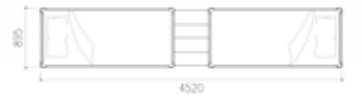




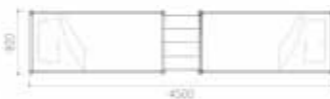
SZ-23Z-53 (果绿色皱纹)
W4500/D920/H2100



SZ-23Z-73 (白色皱纹)
W4520/D895/H2100



SZ-23Z-53 (灰色皱纹)
W4500/D920/H2100



SZ-23Z-73 (蓝点皱纹)
W4520/D895/H2100





SZ-33P-53 (白色皱纹)
W5894/D920/H2100



SZ-33P-73 (蓝点皱纹)
W5940/D895/H2100



SZ-33P-53 (白色皱纹)
W5894/D920/H2100



SZ-33P-73 (灰色皱纹)
W5940/D895/H2100





SZ-33Z-53 (白色皱纹)
W7000/D920/H2100



SZ-33Z-73 (蓝点皱纹)
W7040/D895/H2100



SZ-33Z-53 (灰色皱纹)
W7000/D920/H2100



SZ-33Z-73 (果绿色皱纹)
W7040/D895/H2100





SZ-34P-53 (白色皱纹)
W5894/D920/H2100



SZ-34P-73 (灰色皱纹)
W5940/D895/H2100



SZ-34P-53 (果绿色皱纹)
W5894/D920/H2100

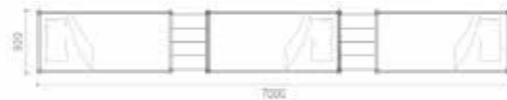


SZ-34P-73 (咖啡色皱纹)
W5940/D895/H2100





SZ-34Z-53 (白色皱纹)
W7000/D920/H2100



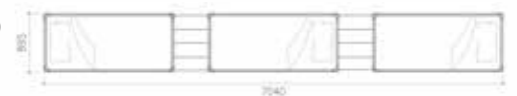
SZ-34Z-73 (蓝点皱纹)
W7040/D895/H2100



SZ-34Z-53 (灰色皱纹)
W7040/D920/H2100



SZ-34Z-73 (白色皱纹)
W7040/D895/H2100





SZ-1D-53 (蓝点皱纹)
W2000/D920/H700



SZ-1D-73 (白色皱纹)
W2000/D895/H700



SZ-1D-53 (白色皱纹)
W2000/D920/H700



SZ-1D-73 (白色皱纹)
W2000/D895/H700





公寓椅-01



公寓椅-02



公寓椅-03




公寓椅-04



公寓椅-05




公寓椅-06



床头塑料板一




床头塑料板二



楼梯踏板一



爬梯踏板一



楼梯踏板二




爬梯踏板二



楼梯踏板三



爬梯踏板三



楼梯踏板四



爬梯踏板四

LIBRARY PRODUCT



LIBRARY PRODUCT
TRACKLESS COMPACT SHELVING

D

减少了轨道的应用!
施工方便、运行平稳、噪音极小!
打造最舒适的办公空间!
woupout mads
Essiy ansole and Celusngng wrcting
steasy, biy
Creabe De most comtortasie ofice room



湖南世卓家具有限公司生产的无轨密集架、在满足手动密集架功能的基础上、克服了传统密集架因需要铺设路轨而损伤楼板或墙面的缺点，严格按照国家标准6G8/T13667-2003《手动密集架通用打桩条件》设计制造、并取得国家授权专利、锦汉牌无轨密集架具有拆装搬迁方便、快捷、储藏空间大，储存物品各类灵活调节，防鼠、防尘、防盗、防光及安全的特点。



智能型电动密集架 INTELLIGENT COMPACT SHELF



SZ-M01

智能密集架设计效果图解析

INTELLIGENT MOBILE RACK DESIGN SKETCH ANALYSIS



每列规格:宽3600×深580×高2400

世卓牌智能型电动密集架结构紧凑，低噪声，免维护，长寿命，经久耐用。运行曲线采用了，平滑启动、快速运行、轻柔合拢。兼顾操作效率情况下做到架体完全无碰撞运行。

我公司采用单独固定列彩色液晶显示屏。因为固定列控制板本身就具有工业级电脑的功能。其优势是：开关机时间忽略不计，操作及功能基本上采用电脑类似，大大降低了系统故障概率及减轻了使用人员的维护强度。

高品质的MP3音质，各种操作及系统自检故障均有语音提示特别是查询档案室会自动提示档案所在的具体位置，在面板液晶显示屏档案位置，所以我公司强烈要求不采用火定位技术，从而降低系统故障率传统的密集架是分区管理的其活动死编号均从1开始向上编号，不同的区下的活动列可能编号相同。一个大型的档案室内可能有几十上百列密集架，客户希望把一个房间的活动列统一编号从 1-N，而不需要关心分区以方便使用。我公司产品支持这种应用。



SZ-M02双柱双面全钢书架
W1800/D450/H2000



SZ-M03双柱双面豪华全钢书架
W1800/D450/H2000



SZ-M06双面期刊
W2700/D650/H2000



SZ-M04双柱双面豪华钢木书架
W2700/D450/H2000



SZ-M04双柱双面豪华钢木书架
W1800/D450/H2000



SZ-M07三步书梯
W440/D520/H1490



SZ-M08平板书车
W830/D350/H890



SZ-M09V型书车
W830/D350/H890



SZ-M10标准书踏
D400/H400



SZ-M11单面期刊柜
W900/D320/H1800



SZ-M12仓储期刊柜
W900/D320/H1800



SZ-M13双木双面全钢五层期刊架
W1800/D650/H2000



SZ-M14钢木阅览桌
W1500/D900/H750 (四人)
W1500/D900/H750 (六人)



SZ-M15钢木阅览桌
W1500/D900/H750 (四人)
W1500/D900/H750 (六人)



SZ-M16钢木阅览桌
W1500/D900/H750 (四人)
W1500/D900/H750 (六人)



SZ-M17橡木斜报柜
W700/D420/H1200



SZ-M18全钢斜报柜
W700/D420/H1200



SZ-M19报纸架
W635/D380/H1100



SZ-M20十层平面报纸架
W700/D750/H800



SZ-M21移门文件柜
W860/D360/H1800



SZ-M22双移门文件柜
W860/D360/H1800



SZ-M23移门玻璃文件柜
W860/D360/H1800



SZ-M24上下移门柜
W860/D360/H1800



SZ-M25上玻下铁柜
W860/D360/H1800



SZ-M26上玻下铁移门柜
W860/D360/H1800



SZ-M27中二斗玻璃柜
W860/D360/H1800



SZ-M28上玻下铁柜
W860/D360/H1800



SZ-M29上玻下铁门柜
W860/D360/H1800



SZ-M30中二斗玻璃柜
W860/D360/H1800



SZ-M31偏六斗玻璃柜
W860/D360/H1800



SZ-M32上玻下掩门
W860/D360/H1800



SZ-M33双层文件柜
W900/D400/H1800



SZ-M34四层文件柜
W900/D400/H1800



SZ-M35四门文件柜
W900/D400/H1800



SZ-M43单门拆装衣柜
W600/D500/H1800



SZ-M44单门拆装衣柜
W305/D500/H1800



SZ-M45双门拆装衣柜
W305/D500/H1800



SZ-M36双层保密柜
W900/D400/H1800



SZ-M37立式保密柜
W900/D400/H1800



SZ-M38立式保密柜
W900/D400/H1800



SZ-M39双层密码柜
W900/D400/H1800



SZ-M43三门更衣柜
W900/D500/H1800



SZ-M47四门更衣柜
W900/D500/H1800



SZ-M40全钢保密柜
W600/D420/H360



SZ-M41不锈钢保密柜
W800/D480/H400



SZ-M42全钢保密柜
W800/D480/H400



SZ-M48六门更衣柜
W900/D500/H1800



SZ-M49九门更衣柜
W900/D500/H1800





SZ-M50三抽卷门柜
W1100/D450/H660



SZ-M51三抽卷门柜
W900/D450/H625



SZ-M52二抽卷门柜
W900/D450/H450



SZ-M53三抽柜
W400/D500/H625



SZ-M56三抽柜
W400/D500/H625



SZ-M55三抽柜
W400/D500/H625



SZ-M56三抽柜
W400/D500/H625



SZ-M57三抽柜
W400/D500/H625



SZ-M58三抽柜
W400/D500/H625



SZ-M59三抽柜
W400/D500/H625



SZ-M60五斗卡箱
W460/D400/H1630



SZ-M61宽五斗卡箱柜
W900/D400/H1625




SZ-M62四斗卡箱
W460/D400/H1320

REMOVABLE CABINET INTELLIGENT ELECTRONIC CABINET SERIES



SZ-M63 双门拆装文件柜
W900/D400/H1800






MOD. SZ-M64-1



MOD. SZ-M64-2



MOD. SZ-M65



MOD. SZ-M64



MOD. SZ-M66




MOD. SZ-M67



MOD. SZ-M69



MOD. SZ-M71



MOD. SZ-M68



MOD. SZ-M70



MOD. SZ-M72



MOD. SZ-M73



MOD. SZ-M75



MOD. SZ-M74



MOD. SZ-M76

STEP DESK AND CHAIR



STEP DESK AND CHAIRS

E

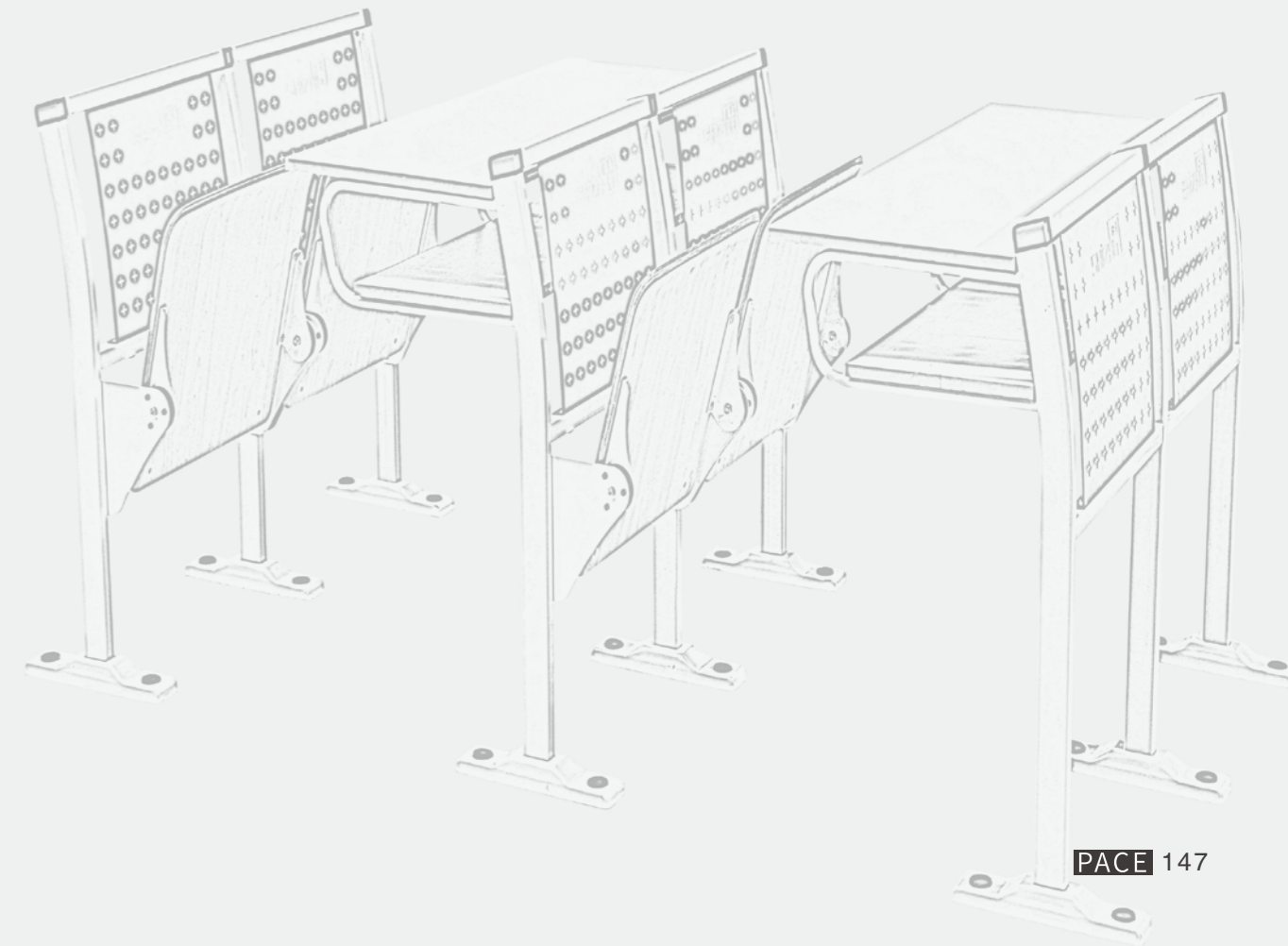
Back board: high quality multi-layer rotary cut wood with fire-proof board, hot pressed by mould, or punched and welded by mesh steel plate, and the surface is sprayed.

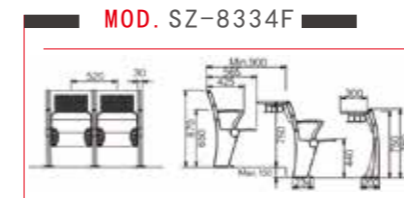
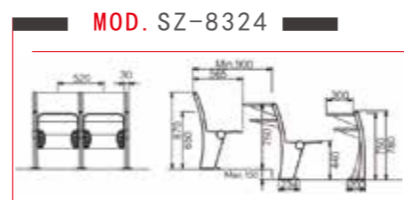
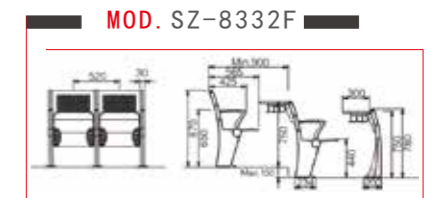
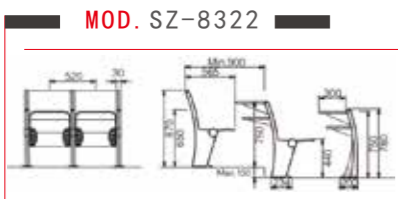
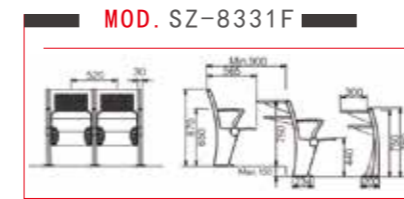
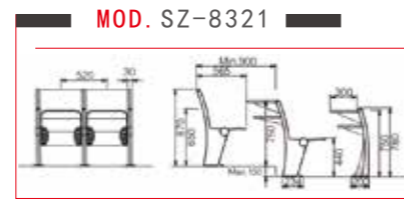
Base plate: it is made of high-quality multi-layer rotary cut wood with fireproof board, hot pressed by mould, and gravity recovery mechanism.

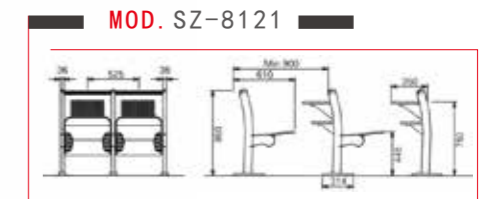
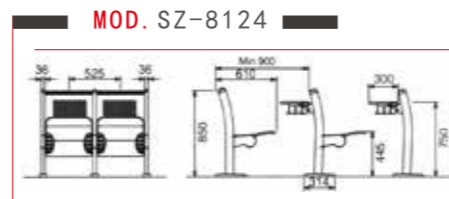
Foot: high quality steel plate, steel pipe stamping and welding forming, and grinding, derusting, phosphating, electrostatic powder spraying, high temperature flow process.

Desk: the desk panel is made of medium fiber board and fireproof board. The table frame and support seat are made of high-quality aluminum alloy and die-casting. The surface is sprayed with flash silver special metallic paint.

Book net: high quality cold drawn steel, surface treated by electroplating.







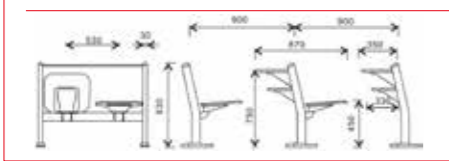
MOD. SZ-8124



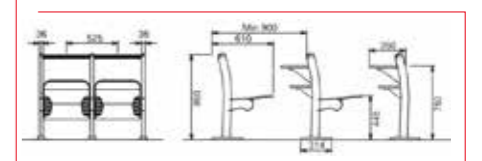
MOD. SZ-8121



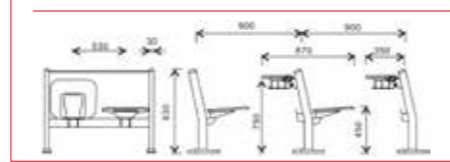
MOD. SZ-8221



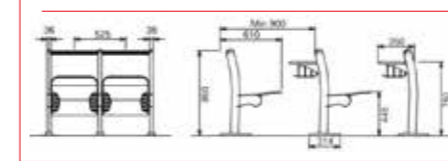
MOD. SZ-8301



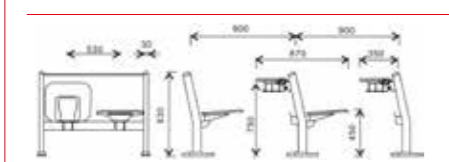
MOD. SZ-8222



MOD. SZ-8302



MOD. SZ-8224



MOD. SZ-2021





MOD. SZ-8402 (软包)



MOD. SZ-8414



MOD. SZ-8412



MOD. SZ-8422F

AUDITORIUM CHAIR



AUDITORIUM CHAIR

F

Back sponge: high density shaping sponge.
The seat sponge is made of high density setting sponge or steel frame t rubber band body foaming.
Seat and back outer panel: high quality multi-layer rotary cut wood veneer is used for hot pressing molding and painting finish, or high quality PP (polypropylene) multi-element composite material is used for injection molding.
Fabric: high quality linen.
The handrail frame and foot stand adopt:
1 high quality steel plate, steel pipe stamping and welding forming, and after grinding, derusting, phosphating, electrostatic powder spraying, high temperature flow Equal process processing.
2. It is made of aluminum alloy by die casting, sprayed with special metal paint and baked at high temperature.
Armrest cover: made of solid wood or PU material.
Recovery mechanism: adopt gravity or damping slow recovery mechanism.
Writing board (optional): A, B, C, D type writing board can be used as writing desk.





MOD. SZ-603KL



MOD. SZ-621KL



MOD. SZ-606KL



MOD. SZ-608KL



MOD. SZ-703KL



MOD. SZ-909KL



MOD. SZ-804KL



MOD. SZ-818KL



MOD. SZ-819KL



MOD. SZ-810KL



MOD. SZ-821KL



MOD. SZ-920KL



MOD. SZ-923KL



MOD. SZ-921KL



MOD. SZ-922KL



MOD. SZ-925KL





MOD. SZ-607KL



MOD. SZ-905KL



MOD. SZ-807KL



MOD. SZ-905KL



SZ-8804CM



SZ-8706BM



SZ-8706BM



SZ-8702C



SZ-8503A

WAITING CHAIR





— MOD. SZ-D004 —




— MOD. SZ-D007 —



— MOD. SZ-D005 —



— MOD. SZ-D008 —



— MOD. SZ-D006 —



— MOD. SZ-D009 —

TABLE SERIES



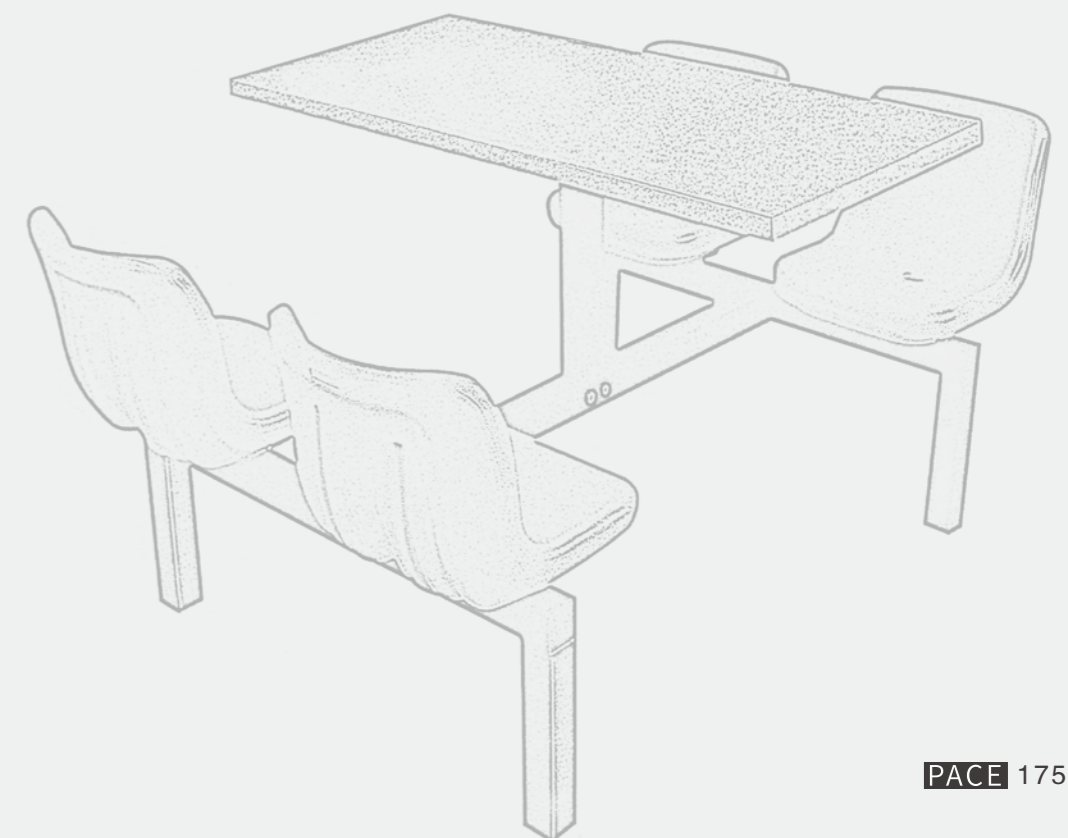
G

Specifications:

Panel: high density fiber plate coated with fire prevention paper by hot-press molding. Sealed with Taiwan PVC plastic edge.

Sitting board: top quality PP(polypropylene) by injection molding.

Steel case: top quality steel plate/tube shaped by stamping and welding, and then under polishing, degreasing, derusting, phosphating, electrostaticspraying, high temperature leveling procedures.





MOD. SZ-K001



MOD. SZ-K003



MOD. SZ-K002



MOD. SZ-K004



MOD. SZ-K005



MOD. SZ-K007



MOD. SZ-K006



MOD. SZ-K008

