



UFO High Bay Light


NUWEN CO.,LTD

Add:Unit 1,no.187,Xiayang road,Hetang Town ,Pengjiang District,Jiangmen City,Guangdong Province , China.

E-mail: nuwen.china.2020@gmail.com

Mobile: +86-18680577977

WeChat/Whats app: +86-18680577977


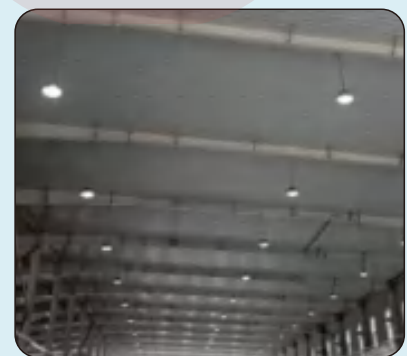


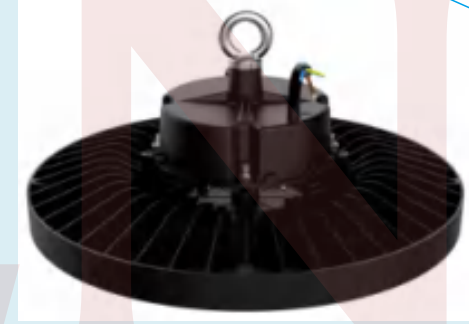



+86 18680577977



- Power adjustable
- CCT changable

- Power adjustable
- CCT changable



IP65 CE LED

IP65 CE LED

Model	Power	Size	Chip qty	Chip size	Lumen	Voltage	Beam Angle	CCT	CRI
KH-UFO024-100W	100W	Φ250*140mm	160pcs	SMD2835	150-200LM/W	AC100-277V	60°, 90°, 120°	2700-6500K	>70
KH-UFO024-150W	150W	Φ300*140mm	240pcs	SMD2835	150-200LM/W	AC100-277V	60°, 90°, 120°	2700-6500K	>70
KH-UFO024-200W	200W	Φ345*140mm	320pcs	SMD2835	150-200LM/W	AC100-277V	60°, 90°, 120°	2700-6500K	>70




Model	Power	Size	Chip qty	Chip size	Lumen	Voltage	Beam Angle	CCT	CRI
KH-UFO025-100W	100W	Φ250*140mm	160pcs	SMD2835	150-200LM/W	AC100-277V	60°, 90°, 120°	2700-6500K	>70
KH-UFO025-150W	150W	Φ300*140mm	240pcs	SMD2835	150-200LM/W	AC100-277V	60°, 90°, 120°	2700-6500K	>70
KH-UFO025-200W	200W	Φ345*140mm	320pcs	SMD2835	150-200LM/W	AC100-277V	60°, 90°, 120°	2700-6500K	>70

+86-18688057797


- Power adjustable
- CCT changable



- Power adjustable
- CCT changable



IP65 CE LED



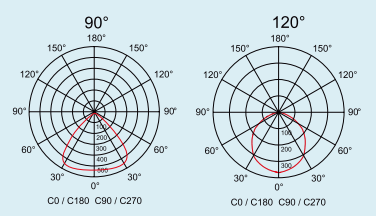

IP65 CE LED

Model	Power	Size	Chip qty	Chip size	Lumen	Voltage	Beam Angle	CCT	CRI
KH-UFO026-50W	50W	Φ200*145mm	72pcs	SMD3030	170-190LM/W	AC85-265V	60°, 90°, 120°	2700-6500K	>70
KH-UFO026-100W	100W	Φ241*145mm	160pcs	SMD3030	170-190LM/W	AC85-265V	60°, 90°, 120°	2700-6500K	>70
KH-UFO026-150W	150W	Φ281*145mm	240pcs	SMD3030	170-190LM/W	AC85-265V	60°, 90°, 120°	2700-6500K	>70
KH-UFO026-200W	200W	Φ321*145mm	320pcs	SMD3030	170-190LM/W	AC85-265V	60°, 90°, 120°	2700-6500K	>70
KH-UFO026-240W	240W	Φ361*145mm	380pcs	SMD3030	170-190LM/W	AC85-265V	60°, 90°, 120°	2700-6500K	>70

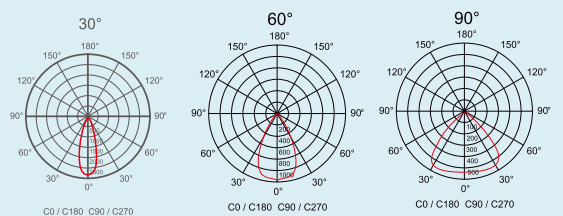
Model	Power	Size	Chip qty	Chip size	Lumen	Voltage	Beam Angle	CCT	CRI
KH-UFO027-100W	100W	Φ250*160mm	240pcs	SANAN2835	170-190LM/W	AC85-265V	60°, 90°, 120°	2700-6500K	>70
KH-UFO027-150W	150W	Φ300*160mm	360pcs	SANAN2835	170-190LM/W	AC85-265V	60°, 90°, 120°	2700-6500K	>70
KH-UFO027-200W	200W	Φ340*160mm	480pcs	SANAN2835	170-190LM/W	AC85-265V	60°, 90°, 120°	2700-6500K	>70



High Power: 500W
High Lumen: 160lm/w



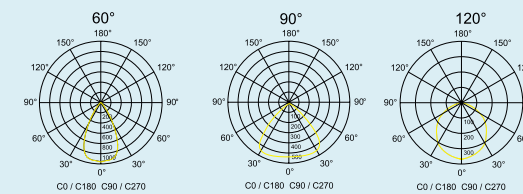
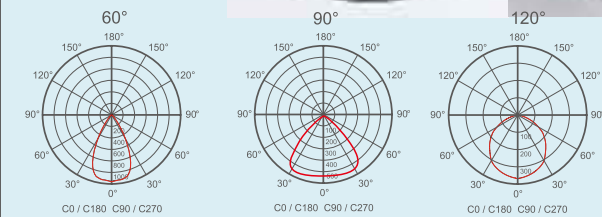
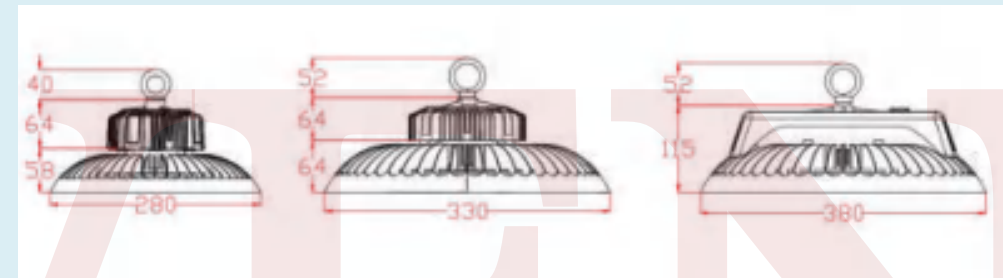
IP65 CE IK08 LED



IP65 CE IK08 LED

Model	Power	Size	Chip qty	Chip size	Lumen	Voltage	Beam Angle	CCT	CRI
KH-UFO020-100W	100W	Ø250xH230mm	144pcs	SMD 2835	15,000lm	AC85-265V	90°/120°	2700-6500K	>70
KH-UFO020-150W	150W	Ø300xH280mm	216pcs	SMD 2835	22,500lm	AC85-265V	90°/120°	2700-6500K	>70
KH-UFO020-200W	200W	Ø345xH280mm	288pcs	SMD 2835	30,000lm	AC85-265V	90°/120°	2700-6500K	>70
KH-UFO020-240W	240W	Ø400xH280mm	432pcs	SMD 2835	36,000lm	AC85-265V	90°/120°	2700-6500K	>70

Model	Power	Size	Chip qty	Chip size	Lumen	Voltage	Beam Angle	CCT	CRI
KH-UFO021-400W	400W	652x565xH250mm	1056pcs	SMD 3030	64,000lm	AC85-265V	30°/60°/90°	2700-6500K	>70
KH-UFO021-500W	500W	652x565xH250mm	1056pcs	SMD 3030	80,000lm	AC85-265V	30°/60°/90°	2700-6500K	>70



IP65 CE IK08 LED

IP65 CE IK08 LED

Model	Power	Size	Chip size	Lumen	Voltage	Beam Angle	CCT	CRI
KH-UFO011-100W-B-SMD	100W	Ø280*182mm	SMD 3030	11000-13000Lm	AC100-265V	120°/60°	2800-6500K	>70
KH-UFO011-150W-B-SMD	150W	Ø330*210mm	SMD 3030	16500-19500Lm	AC100-265V	120°/60°	2800-6500K	>70
KH-UFO011-200W-B-SMD	200W	Ø380*230mm	SMD 3030	22000-26000Lm	AC100-265V	120°/60°	2800-6500K	>70

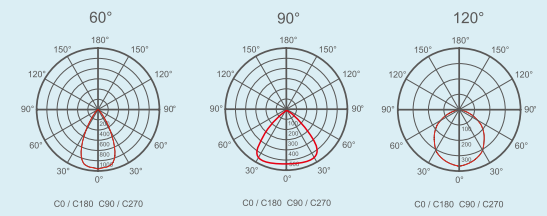
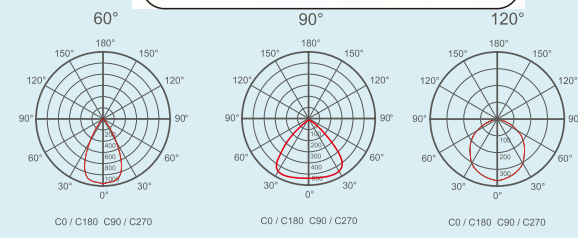


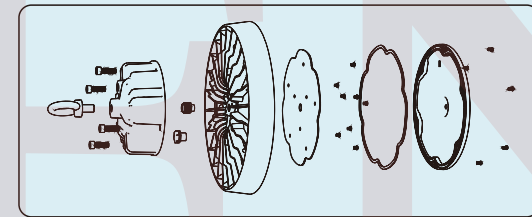

Model	Power	Size	Chip qty	Chip size	Lumen	Voltage	Beam Angle	CCT	CRI
KH-UFO013-100W-B-SMD	100W	280*250mm	140pcs	Philips Lumileds3030	15000lm	AC100-265V	60°/90°/120°	2700-6500K	>80
KH-UFO013-150W-B-SMD	150W	320*250mm	210pcs	Philips Lumileds3030	22500lm	AC100-265V	60°/90°/120°	2700-6500K	>80
KH-UFO013-200W-B-SMD	200W	380*250mm	294pcs	Philips Lumileds3030	30000lm	AC100-265V	60°/90°/120°	2700-6500K	>80

LiFiD
SOSEN
5 Years
Warranty

LiFiD
SOSEN
5 Years
Warranty



Radar Sensor+Remote control

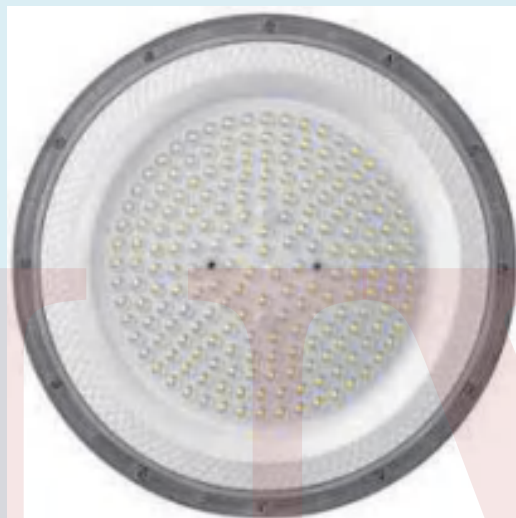


IP65 CE IK08 LED

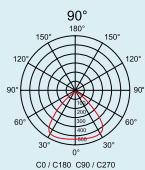
IP65 CE IK08 LED

Model	Power	Size	Chip qty	LED chip	Lumen	Voltage	Beam Angle	CCT	CRI
KH-UFO016-100W-DOB	100W	Ø250*140mm	144	SMD 2835	10000Lm	AC165-265V	90°	2800-6500K	>70
KH-UFO016-150W-DOB	150W	Ø300*140mm	216	SMD 2835	15000Lm	AC165-265V	90°	2800-6500K	>70
KH-UFO016-200W-DOB	200W	Ø350*140mm	288	SMD 2835	20000Lm	AC165-265V	90°	2800-6500K	>70
KH-UFO016-100W-B-SMD	100W	Ø250*140mm	168	SMD 2835	15,000Lm	AC85-265V	120°/90°/60°	2800-6500K	>70
KH-UFO016-150W-B-SMD	150W	Ø300*140mm	240	SMD 2835	25,500Lm	AC85-265V	120°/90°/60°	2800-6500K	>70
KH-UFO016-200W-B-SMD	200W	Ø350*140mm	360	SMD 2835	30,000Lm	AC85-265V	120°/90°/60°	2800-6500K	>70
KH-UFO016-240W-B-SMD	240W	Ø400*140mm	480	SMD 2835	36,000Lm	AC85-265V	120°/90°/60°	2800-6500K	>70

Model	Power	Size	Chip qty	LED chip	Lumen	Voltage	Beam Angle	CCT	CRI
KH-UFO017-100W-B-SMD	100W	Ø253x111mm	160	SMD 2835	15,000Lm	AC85-265V	120°/90°/60°	2800-6500K	>70
KH-UFO017-150W-B-SMD	150W	Ø308x117mm	240	SMD 2835	25,500Lm	AC85-265V	120°/90°/60°	2800-6500K	>70
KH-UFO017-200W-B-SMD	200W	Ø354x122mm	320	SMD 2835	30,000Lm	AC85-265V	120°/90°/60°	2800-6500K	>70



DOB high bay Economic Version

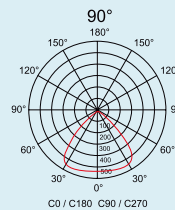
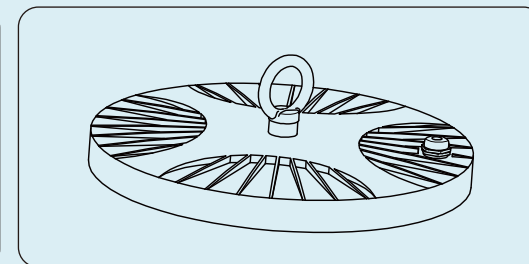
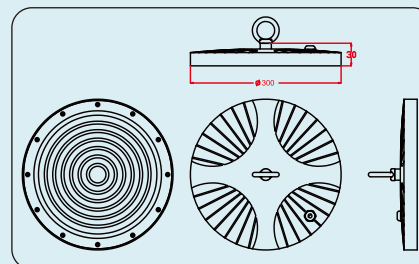




IP65 CE IK08 LED

Model	Power	Size	Chip qty	Chip size	Lumen	Voltage	Beam Angle	CCT	CRI
KH-UFO022-100W	100W	Ø237xH30.5mm	144pcs	SANAN2835	10,000lm	AC85-265V	90°	2700-6500K	>70
KH-UFO022-150W	150W	Ø300xH32.5mm	192pcs	SANAN2835	15,000lm	AC85-265V	90°	2700-6500K	>70
KH-UFO022-200W	200W	Ø332xH32.5mm	288pcs	SANAN2835	20,000lm	AC85-265V	90°	2700-6500K	>70



DOB high bay Economic Version



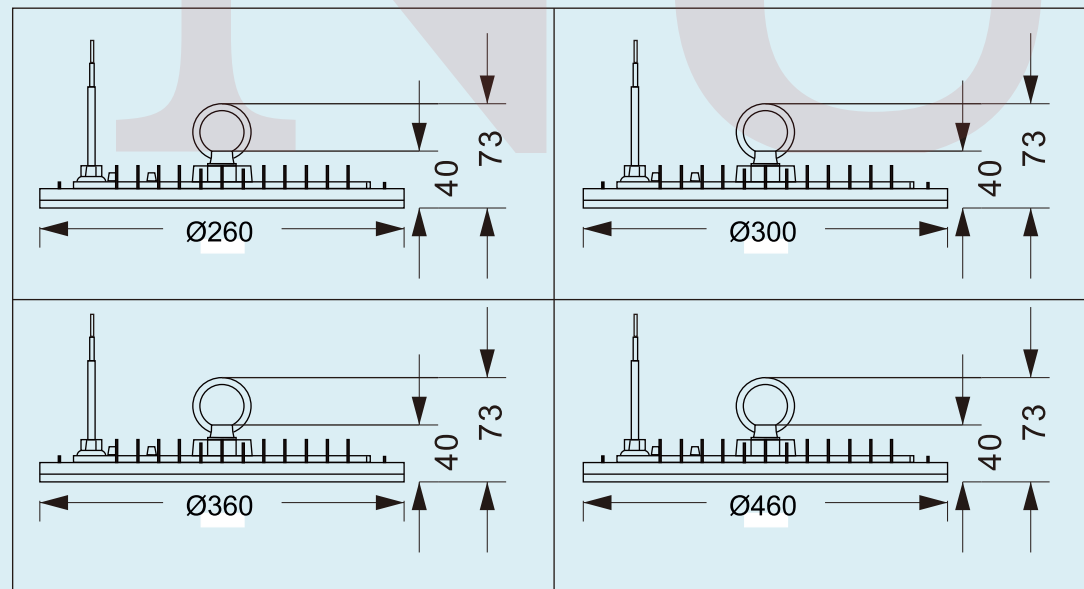
IP65 CE IK08 LED

Model	Power	Size	Chip qty	Chip size	Lumen	Voltage	Beam Angle	CCT	CRI
KH-UFO023-100W	100W	Ø268xH30mm	144pcs	SMD2835	10,000lm	AC85-265V	90°	2700-6500K	>70
KH-UFO023-150W	150W	Ø300xH30mm	180pcs	SMD2835	15,000lm	AC85-265V	90°	2700-6500K	>70
KH-UFO023-200W	200W	Ø330xH30mm	252pcs	SMD2835	20,000lm	AC85-265V	90°	2700-6500K	>70

+86-1868057777

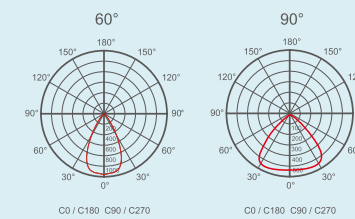
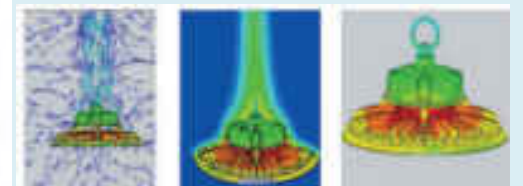
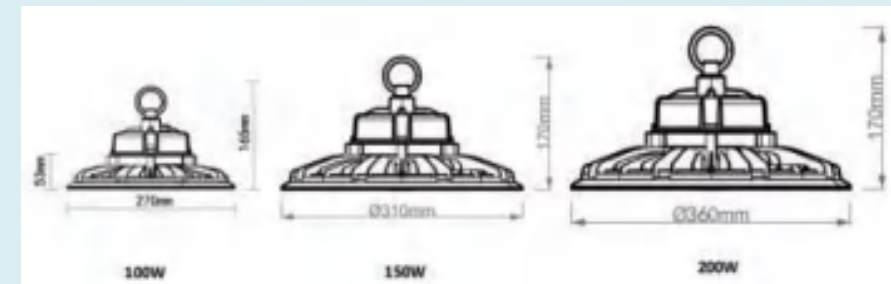
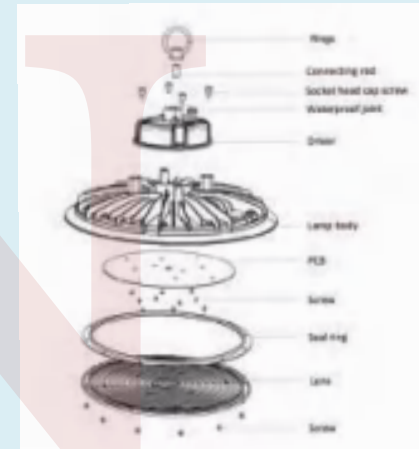


High Bay Economic Version



IP65 CE IK08 LED

Model	Power	Size	Chip qty	Chip size	Lumen	Voltage	Beam Angle	CCT	CRI
KH-UFO019-100W	100W	Ø260xH32mm	144pcs	SANAN 2835	10,000lm	AC85-265V	90/120°	2700-6500K	>70
KH-UFO019-150W	150W	Ø300xH32mm	216pcs	SANAN 2835	15,000lm	AC85-265V	90/120°	2700-6500K	>70
KH-UFO019-200W	200W	Ø360xH32mm	288pcs	SANAN 2835	20,000lm	AC85-265V	90/120°	2700-6500K	>70
KH-UFO019-300W	300W	Ø460xH32mm	432pcs	SANAN 2835	30,000lm	AC85-265V	90/120°	2700-6500K	>70



IP65 CE IK08 LED

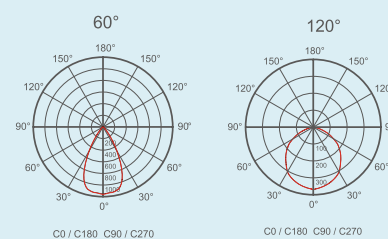
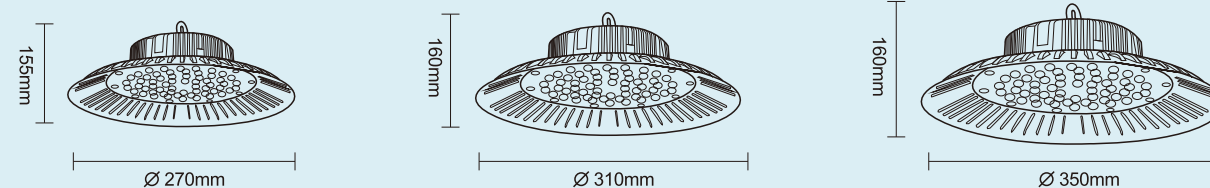



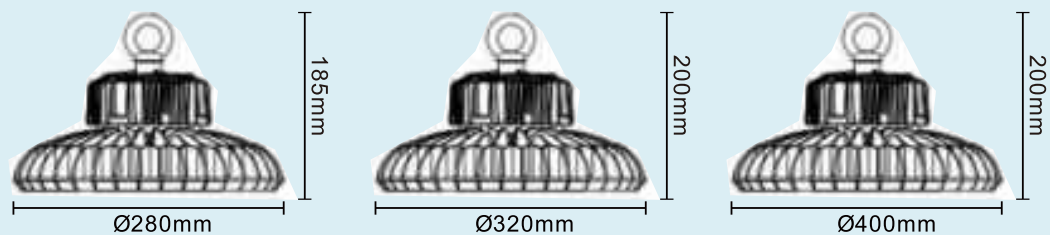
Model	Power	Size	Chip qty	Chip size	Lumen	Voltage	Beam Angle	CCT	Surge protection	CRI
KH-UFO015-100W-B-SMD	100W	Ø270X165MM	160PCS	3030	13000LM	AC85-265V	60°/90°	3000-6500K	LN-PG:6KV L-N:4KV	>70
KH-UFO015-150W-B-SMD	150W	Ø310X170MM	240PCS	3030	19500LM	AC85-265V	60°/90°	3000-6500K	LN-PG:6KV L-N:4KV	>70
KH-UFO015-200W-B-SMD	200W	Ø360X170MM	320PCS	3030	26000LM	AC85-265V	60°/90°	3000-6500K	LN-PG:6KV L-N:4KV	>70



Model	Power	Size	Light source	Lumen	Voltage	CCT	Beam Angle	CRI
KH-UFO004-100W-B-SMD	100W	Ø280*185mm	133pcs-3030	13000lm	AC100-265V	2800-6500K	60°/90°/120°	>80

Model	Power	Size	Light source	Lumen	Voltage	CCT	Beam Angle	CRI
KH-UFO004-150W-B-SMD	150W	Ø340*187mm	210pcs-3030	19500lm	AC100-265V	2800-6500K	60°/90°/120°	>80

Model	Power	Size	Light source	Lumen	Voltage	CCT	Beam Angle	CRI
KH-UFO004-200W-B-SMD	200W	Ø400*196mm	266pcs-3030	26000lm	AC100-265V	2800-6500K	60°/90°/120°	>80




IP65 CE IK08 LED

Model	Power	Size	Chip qty	Chip size	Lumen	Voltage	Beam Angle	CCT	CRI
KH-UFO010-100W-B-SMD	100W	Ø270X155MM	119PCS	3030	13000LM	AC85-265V	60°/120°	3000-6500K	>70
KH-UFO010-150W-B-SMD	150W	Ø310X160MM	175PCS	3030	19500LM	AC85-265V	60°/120°	3000-6500K	>70
KH-UFO010-200W-B-SMD	200W	Ø350X160MM	238PCS	3030	26000LM	AC85-265V	60°/120°	3000-6500K	>70



PHILIPS

5 Years Warranty



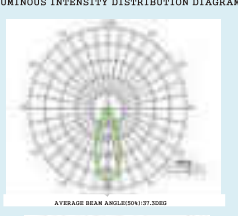
LUMINOUS INTENSITY DISTRIBUTION DIAGRAM



LUMINOUS INTENSITY DISTRIBUTION DIAGRAM



LUMINOUS INTENSITY DISTRIBUTION DIAGRAM



IP65 CE LED



IP65 CE IK08 LED

Model	Power	Size	Chip qty	Chip size	Lumen	Voltage	Beam Angle	CCT	Surge protection	CRI
KH-UFO018-100W-B-SMD-LINEAR	100W	330*28mm	116 pcs	2835	13000lm	AC220-265V	60°/90°/120°	3000-6500K	LN-PG:6KV L-N:4KV	>70
KH-UFO018-150W-B-SMD-LINEAR	150W	330*28mm	174 pcs	2835	19500lm	AC220-265V	60°/90°/120°	3000-6500K	LN-PG:6KV L-N:4KV	>70
KH-UFO018-200W-B-SMD-LINEAR	200W	380*28mm	232 pcs	2835	26000lm	AC220-265V	60°/90°/120°	3000-6500K	LN-PG:6KV L-N:4KV	>70
KH-UFO018-100W-B-SMD-DRIVER	100W	330*160mm	150pcs	Philips lumileds 2835	15000lm	AC85-265V	60°/90°/120°	3000-6500K	LN-PG:10KV L-N:5KV	>70
KH-UFO018-150W-B-SMD-DRIVER	150W	330*160mm	250pcs	Philips lumileds 2835	22500lm	AC85-265V	60°/90°/120°	3000-6500K	LN-PG:10KV L-N:5KV	>70
KH-UFO018-200W-B-SMD-DRIVER	200W	380*160mm	330pcs	Philips lumileds 2835	30000lm	AC85-265V	60°/90°/120°	3000-6500K	LN-PG:10KV L-N:5KV	>70
KH-UFO018-100W-B-SMD-DRIVER	100W	330*160mm	168 pcs	Philips lumileds 3030	15000lm	AC85-265V	60°/90°/120°	3000-6500K	LN-PG:6KV L-N:4KV	>70
KH-UFO018-150W-B-SMD-DRIVER	150W	330*160mm	252 pcs	Philips lumileds 3030	22500lm	AC85-265V	60°/90°/120°	3000-6500K	LN-PG:6KV L-N:4KV	>70
KH-UFO018-200W-B-SMD-DRIVER	200W	380*160mm	336pcs	Philips lumileds 3030	30000lm	AC85-265V	60°/90°/120°	3000-6500K	LN-PG:6KV L-N:4KV	>70

Model	Power	Size	Light source	Lumen	Voltage	CCT	Beam Angle	CRI	LN-PG	L-N
KH-UFO012-100W-B-SMD	100W	Φ380*180mm	3030-140PCS	13000lm	AC85-295V	2800-6500K	60°/90°	>80	6KV	4KV
KH-UFO012-150W-B-SMD	150W	Φ420*220mm	3030-196PCS	19500lm	AC85-295V	2800-6500K	60°/90°	>80	6KV	4KV
KH-UFO012-200W-B-SMD	200W	Φ450*230mm	3030-252PCS	26000lm	AC85-295V	2800-6500K	60°/90°	>80	6KV	4KV

486-186803797

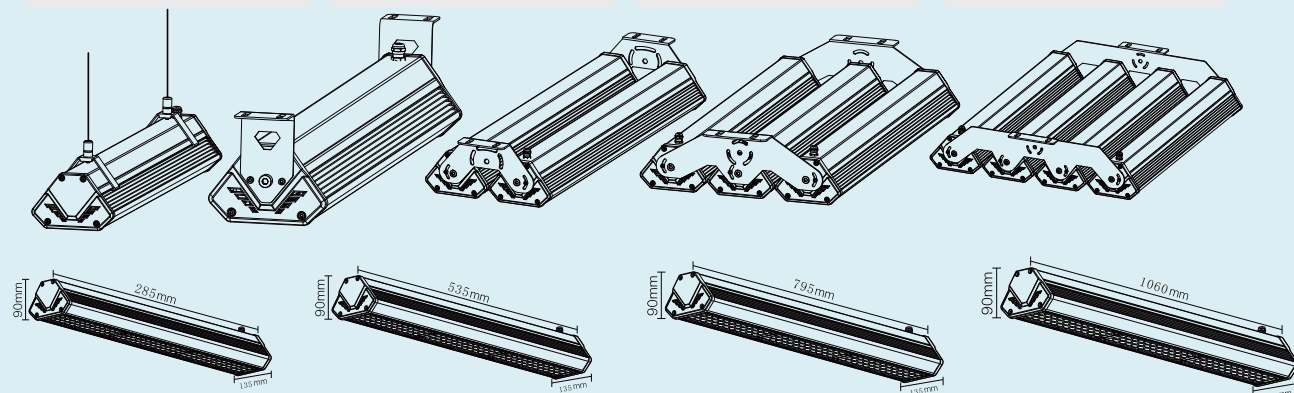


IP65

Model	Power	Size	Light source	Lumen	Voltage	CCT	Beam Angle	CRI
KH-FL-S038-200W-B-SMD	200W	Φ370*450mm	3030-203PCS	18000lm	AC100-265V	2800-6500K	25°/60°/90°	>80
KH-FL-S038-300W-B-SMD	300W	Φ370*450mm	3030-301PCS	27000lm	AC100-265V	2800-6500K	25°/60°/90°	>80
KH-FL-S038-400W-B-SMD	400W	Φ370*480mm	3030-406PCS	36000lm	AC100-265V	2800-6500K	25°/60°/90°	>80
KH-FL-S038-500W-B-SMD	500W	Φ370*510mm	3030-504PCS	45000lm	AC100-265V	2800-6500K	25°/60°/90°	>80
KH-FL-S038-600W-B-SMD	600W	Φ370*510mm	3030-602PCS	54000lm	AC100-265V	2800-6500K	25°/60°/90°	>80



Installation



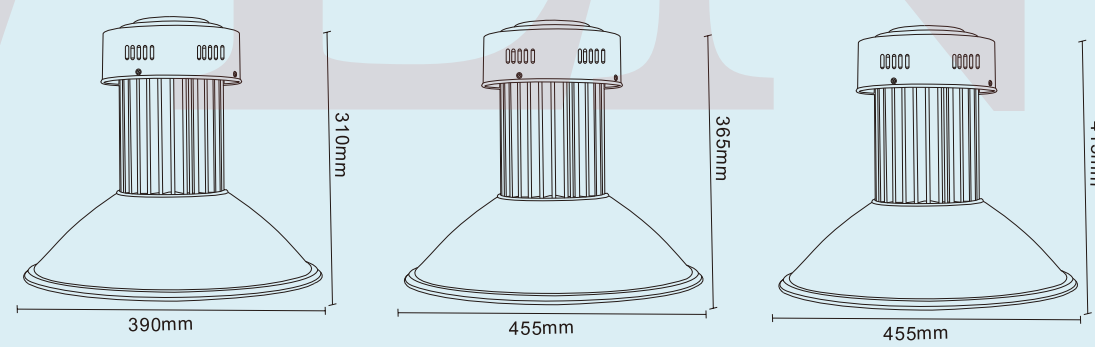

IP65

Model	Power	Size	Light source	Lumen	Voltage	CCT	Beam Angle	CRI
KH-FL-S028-50W-B-SMD	50W	285*135*90mm	3030-56PCS	6000lm	AC100-265V	3000-6500K	45°/90°/120°	>80
KH-FL-S028-100W-B-SMD	100W	535*135*90mm	3030-112PCS	12000lm	AC100-265V	3000-6500K	45°/90°/120°	>80
KH-FL-S028-150W-B-SMD	150W	795*135*90mm	3030-168PCS	18000lm	AC100-265V	3000-6500K	45°/90°/120°	>80
KH-FL-S028-200W-B-SMD	200W	1060*135*90mm	3030-224PCS	24000lm	AC100-265V	3000-6500K	45°/90°/120°	>80

+86-18680577977



NUWEN



Model	Power	Size	Light source	Lumen	Voltage	CCT	Beam Angle	CRI
KH-FL-S046-50W-B-SMD	50W	Φ300*282mm	3030-60PCS	5000lm	AC100-265V	2800-6500K	60°/90°	>70

Model	Power	Size	Light source	Lumen	Voltage	CCT	Beam Angle	CRI
KH-FL-S046-100W-B-SMD	100W	Φ410*356mm	3030-120PCS	10000lm	AC100-265V	2800-6500K	60°/90°/120°	>70

Model	Power	Size	Light source	Lumen	Voltage	CCT	Beam Angle	CRI
KH-FL-S046-150W-B-SMD	150W	Φ410*377mm	3030-180PCS	15000lm	AC100-265V	2800-6500K	60°/90°/120°	>70

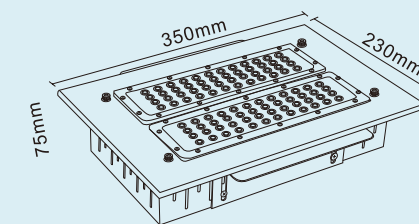


Model	Power	Size	Light source	Lumen	Voltage	CCT	Beam Angle	CRI
KH-FL-S046-200W-B-SMD	200W	Φ490*441mm	3030-200PCS	20000lm	AC100-265V	2800-6500K	60°/90°/120°	>70

Model	Power	Size	Light source	Lumen	Voltage	CCT	Beam Angle	CRI
KH-FL-S032-50W-S-SMD	50W	Φ390*310mm	3030-50PCS	6000lm	AC100-265V	2800-6500K	45°/90°/120°	>80

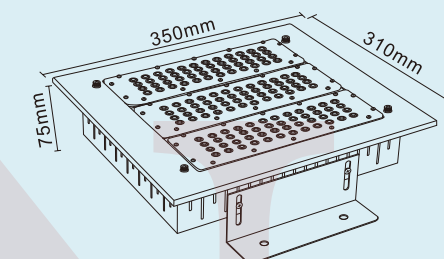
Model	Power	Size	Light source	Lumen	Voltage	CCT	Beam Angle	CRI
KH-FL-S032-100W-S-SMD	100W	Φ455*365mm	3030-100PCS	12000lm	AC100-265V	2800-6500K	45°/90°/120°	>80

Model	Power	Size	Light source	Lumen	Voltage	CCT	Beam Angle	CRI
KH-FL-S032-150W-S-SMD	150W	Φ455*415mm	3030-150PCS	18000lm	AC100-265V	2800-6500K	45°/90°/120°	>80

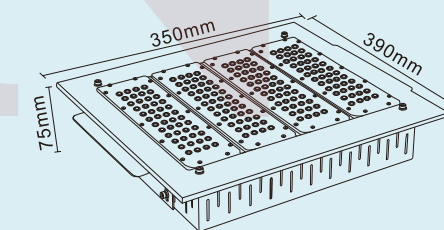

+86-18680577977



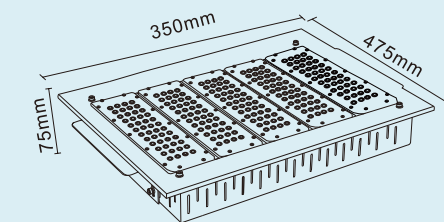

Model	Power	Size	Light source	Lumen	Voltage	CCT	Beam Angle	CRI
KH-FL-S034-100W-W-SMD	100W	L350*W230*H75mm	3030-96PCS	10000lm	AC100-265V	3000-6500K	90°/120°/ 75°/145°/55°/155°	>80



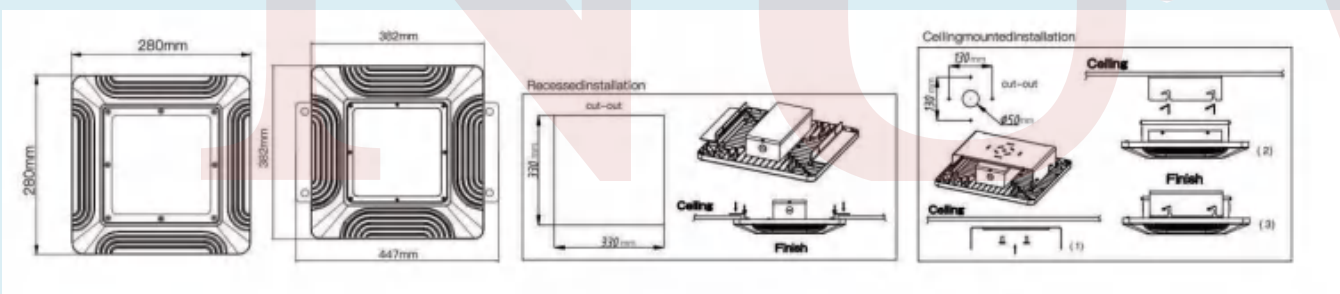
Model	Power	Size	Light source	Lumen	Voltage	CCT	Beam Angle	CRI
KH-FL-S034-150W-W-SMD	150W	L350*W310*H75mm	3030-144PCS	15000lm	AC100-265V	3000-6500K	90°/120°/ 75°/145°/55°/155°	>80



Model	Power	Size	Light source	Lumen	Voltage	CCT	Beam Angle	CRI
KH-FL-S034-200W-W-SMD	200W	L350*W390*H75mm	3030-192PCS	20000lm	AC100-265V	3000-6500K	90°/120°/ 75°/145°/55°/155°	>80

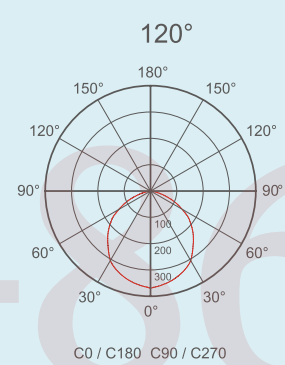
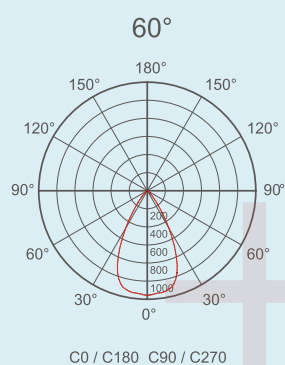


Model	Power	Size	Light source	Lumen	Voltage	CCT	Beam Angle	CRI
KH-FL-S034-250W-W-SMD	250W	L350*W475*H75mm	3030-240PCS	25000lm	AC100-265V	3000-6500K	90°/120°/ 75°/145°/55°/155°	>80



Model	Power	Size	Light source	Lumen	Voltage	CCT	Beam Angle	CRI
KH-FL-S029-80W-W-SMD	80W	280*280*97mm	3030-112PCS	9600lm	AC100-265V	2800-6500K	120°	>80

Model	Power	Size	Light source	Lumen	Voltage	CCT	Beam Angle	CRI
KH-FL-S029-160W-W-SMD	160W	362*262*130mm	3030-224PCS	19200lm	AC100-265V	2800-6500K	120°	>80



+86-18680577977